Section 223 Panel Hearing and Consideration of Submissions

Wednesday, 29 July 2020

Location
Virtual Meeting

Panel Members
Cr Brett Tessari - Mayor
Cr Geoff Ellis – Deputy Mayor
Cr Bruce Kent
Cr Pamela Rothfield
Cr Julian Brown
Cr Stephen Fullarton
Cr Michael Whelan
Cr Clare Le Serve
Cr Les Larke

BASS COAST

Budget Submissions

Budget Report, Special Meeting of Council – 29 July 2020

Draft Budget Submissions
Submitters

No	Submitter
1	Mark Jamieson – Chairman of Phillip Island Golf Club
2	Graham Jolly
3	Lorraine Muir – President of Bass Coast Regional Aquatic Centre
4	Graham Jolly
5	Meryl and Hartley Tobin
6	Janne and Bill Morrison
7	Graham Jolly
8	Trevor Brown
9	Grantville Business and Community Association
10	Tim Herring and Tenby Point Residents Association
11	Danni Luna
12	Corinella Foreshore Reserve Committee of Management
13	Kevin Griffin Bass Coast Ratepayers and Residents Association
14	Frank Schoonevedlt
15	Mike Fincher
16	Andrea Bolch
17	Graham Jolly
18	Linda Marston - Island Voice
19	Graham Jolly
20	*Submission Withdrawn by Submitter*
21	Graham Jolly
22	Graham Jolly

Draft Budget Submissions
Submitters

No	Submitter
23	Graham Jolly
24	Jessica Harrison - Housing Matters Committee
25	Phil Wright
26	Phil Dressing - Smiths Beachcomber Association
27	Ron Day
28	Rhyll Community Association
29	Elizabeth Sparkes
30	Jane Gardner
31	Graham Jolly

BASS COAST

Draft Budget Submissions

Summary of Submissions

Summary of Submission

No	Rm8 Ref	Submitter	Summary of Submission	Value
1	ED20/21364	Mark Jamieson Chairman Phillip Island Golf Club	The PIGC is seeking funding to improve the clubs energy efficiency including a large roofed pergola, frame work for indoor/outdoor blinds. The funding request of $20,000 is for materials only as they have skilled members of the club to do the construction. The pergola is needed is to increase energy efficiency and achieve financial sustainability with increased useability. PIGC have previously applied for a grant in 2019 through Building Stronger Communities through Russell Broadbent's office, however the grant application was unsuccessful.	$20,000
2	ED20/79265	Graham Jolly	Submission requests further information to be displayed (and in detailed response to this submission) in the budget document for the following projects: 1. Affordable Housing Initiative - $130,000. 2. Fast-track of a number of strategic initiatives and capital works in order to stimulate the local economy. What will be fast tracked, where are the Capital Works Program shown and what is the allocated expense? 3. Bass coast Dinosaur Trail Master plan – $250,000. 4. Public realm improvement plans, Cowes - $250,000. 5. Gap Road feasibility assessment and plan - $100,000. 6. Strategic Positioning of Wonthaggi to support its growth - $40,000. 7. Wonthaggi Secondary College Senior Campus Structure plan – $100,000. 8. Rhyll Jetty Activity Area precinct plan - $30,000. 9. Land purchases and various building works - $10,930,000. 10. Aquatics planning and design - $3,080,000. 11. Cowes Cultural and Community Centre Redevelopment (Phase one) - $4,000,000 of borrowings. 12. Wonthaggi Guide Park - $1,150,000. 13. Phillip Island Transfer Station - $250,000. 14. Climate Change Action - $500,000. 15. Anderson Road Boat Ramp east Car park Upgrade, Cowes - $380,000. 16. Dalyston Netball Courts and Toilet Pavilion Upgrade - $500,000. The 16 projects listed have combined expenditure of $21,690,000. However the – Fast-track of a number of strategic initiatives and Capital Works in order to stimulate the local economy project or projects, has no revenue expense allocated on page 2. Why. In addition, please confirm the difference between the Rates and Charges figure as shown on page 5 of $64.59m, Page 38 $64.59m and Page 41 $63.542m.	N/A
3	ED20/78777	Lorraine Muir President Bass Coast Regional Aquatic Centre	Submission commends Council on their inclusion of aquatic planning and design in the 2020/21 budget. The submitter has included her budget submission from the 2019/20 year which outlines the shortcomings of the current facility and support provided from various members of the community. Given that these conditions have not changed, the submitter requests that this detail be considered throughout the continued aquatics decision making process.	N/A

4	ED20/80014	Graham Jolly	Submission on Waste with the following questions: 1. Why does the garbage charges shown in the budget document not match the Contract variation report put to Council on 17 June? 2. I request the Waste Contracts charge to be costed based on the Tonnage collected and NOT the number of properties. The current Waste contractor to provide Tonnage details. 3. I request adjustments to the budget for all waste collection to reflect the new negotiated contract agreed cost. 4. I request the State Government Landfill Levy be separated on the rates notice as this charge is a Statutory charge set by the State Government and is paid to the State Government similar to how the Fire Service Levy charge is shown. 5. I request the Environmental Monitoring of Landfill sites charge be shown as a separate charge on the rates notice as this charge is a necessary charge brought about by the Victorian Environment Protection Authority. 6. I request monthly waste disposal Tonnage collection details be recorded and bar graphed by council and for the details to be presented to an Ordinary Council meeting as part of the Quarterly Financial Report. 7. I request waste education allowance funds to be included in the budget to provide for a yearly bus to transport interested ratepayers (by appointment) once a year to visit all sites council uses as per the Waste Contract to dispose of Landfill waste, Green waste and recycle waste. An education leaflet could then be handed out with advice about the various sites and the effects of waste to the Bass Coast Shire and its people.	N/A
5	ED20/80910	Meryl and Hartley Tobin	Requesting that in order to ensure the GMH Proving Ground site is protected in perpetuity, it needs an overlay over it. Please take urgent action on this and include costing of it by amending the Draft Budget. Most of the Grantville Grass Tree Forest is on land under a work authority for sand mining. The mine site is adjacent to the Grantville Nature Conservation Reserve (GNCR). Though most of the remaining part of the forest is in the GNCR, it is also part of the sand mine's buffer zone as it is adjacent to the mine site. While this means its flora cannot be touched, it also means it cannot be accessed until the end of the life of the sand mine and any subsequent revegetation of the site. Please take action to rectify this situation and save, arguably, one of the top sites in the whole of Australia for the iconic Grass Tree.	$400,000 over the next two financial years
6	ED20/80916	Janne and Bill Morrison	Requesting the provision of urgent overlay protection to be put in place on the Holden Proving Ground site to ensure flora and fauna in this corridor remains protected. This protection is required as it is part of the Distinctive Areas and Landscapes which is so important and valuable to the Bass Coast. Please also consider providing protection is the distinctive Grantville Grass Tree Forest which is on a buffer zone adjacent to the sand extraction site.	$400,000 over the next two financial years
7	ED20/80925	Graham Jolly	This submission refers to the Quarter 3 capital works report presented to Council in May which indicated potential projects identified as requiring carryover to the 2020/21 financial year. Mr Jolly has the following specific questions on this report: 1. Request the Manager of Governance of the Bass Coast Shire Council to quantify Sections 95 and 96 of the Local Government Act 2020 in the interest of all ratepayers including why ratepayers were not informed of the 2019-20 budget being revised. 2. Request for Section 95 (c) of the Local Government Act 2020 as understood by council to be interpreted. 3. Request the Manager of Governance of the Bass Coast Shire Council to quantify and explain why the Deferred, Carryover and Multi-Year projects Councillors approved (20 May 2020 Ordinary Council Meeting) to be moved into a new budget year being the following budget year 2020-21 are not shown as an attachment listing with all financial details as part of the draft budget 2020-21. 4. Request the Deferred, Carryover and Multi-Year Projects listed in the Third Quarter Financial Report (31 March 2020) be included into the budget 2020-21 as an attached appendix spreadsheet showing full detail, which include financial sources and in some cases where projects are work in progress the outstanding financial remaining budget allowance.	N/A

8	ED20/80928	Trevor Brown	Variety of Questions on the budget document as follows: 1) Heading – "New Funding" This item lists several projects being allocated funding and they total $920,000.00 of expenditure. All of this expenditure is to be used on the creation of plans in relation to these projects. There is in fact no substance or actual work to be undertaken. My questions on this item are: - a) how much of this expenditure is internal and how much is outsourced? b) While it is essential to be making plans for future capital works, why, in this trying and difficult year are these funds and resources not being allocated towards the completion of current projects? c) Why not increase the support projects like Affordable Housing and/or business support? It would seem to me that putting the creation of plans, which may or may not go ahead, off for twelve months, at this particular, time would not damage their future development. Dare I mention these funds could be used to push through protection for the GM testing site currently very much in the news? 2) Heading – "Investment in Capital Projects" The figure recorded in the Budget is 27 97 Million. However the items listed only add to 19.67 Million. This leaves an unexplained amount of 8.3 Million or in fact approximately 30% of the total amount to be expended. This is a significant percentage and a significant amount not explained. I cannot see that there would be sufficient small value items, of capital expenditure, to account for this lack of detail. 3) Heading – "More Specific Items" This list totals 9.86 Million of the 27.97 Million to be expended and records items as small as 250 Thousand. Therefore the budget papers, in fact, show details of, capital expenditure, totalling 9.86 Million or approximately 33% of the total spend. My question is why is there not detail of a significant portion of the remaining two thirds of the capital expenditure budgeted for? 4) Heading – "Complete Council's Core System Implementation" This shows an amount of 1.65 Million to be expended in this budget. It is also stated that this project began September 2016. Therefore this will be the fifth year of its life and service. My questions are: a) what is the total spend on this Core System? b) What is the system's foreseeable life? c) Where is it shown on previous budgets? d) Is this the final payment? e) What is the ongoing maintenance cost? 5) Heading – "Council Rates" The budget indicates that the Council has been able to keep the rate increase to the State Government required 2% However later in the budget papers it is stated that the actual rate increase across the board is 3.3%. Which would seem to be a little ambiguous? I am having difficulty understanding the figure of 3.3% the budget papers state that the Council has used revised property valuations in order to calculate its rateable remuneration. This revaluation is on average 4%. However for residential properties it is 3.6% Therefore Residential properties rated on adjusted valuations of plus 3.6% at an increased rate of 2% would in fact be subject to a rate increase of 5%. How do you explain this in terms of the budget papers? Further to this the comparison of total rate revenue between 2019/20 and 2020/21 shown on page 51 of the budget papers shows an increase of 4% 6) Heading – "Income Statement – Employee Costs" Why are employee costs, without a staff increase, budgeted to increase by 7.1% during the 2021/22 financial year, when the budget papers clearly state that increases to staff remuneration is to be maintained at 1.8% per annum until June 2022? This item of expenditure remains fairly constant from 2019/20 to 2020/21 and some adjustment during 2021/22 could be justified as a catch up for some staff who have foregone increases during the 2020/21 year but. not 7.1%	N/A
9	ED20/82361	Grantville Business and Community Association	**Project 1 -Pathway Grantville Walking Track** Request consideration to continue the foot track from Grantville to Corinella Rd. We are looking at getting a continuation of the existing walking track that starts at Pioneer Bay and ends at Maru Koala Park (service Road) to go up to the Corinella Turnoff where it will join the track going to the Bass Valley Primary School. This walking track is 6th on the priority list with the Council. In order for delivery of this pathway a feasibility study and detailed design would need to be completed to get the project shovel ready for funding. This planning work is scheduled in Council's long-term financial plan, but not for a couple of years. There is collective support for this trail and request the funding be provided for a feasibility study $25,000. **Project 2 - Grantville Amphitheatre Shelter** Request funding for preliminary costings and designs for the Grantville Amphitheatre Shelter so that the project is shovel ready when further funding becomes available. This shelter is a much needed community asset, providing for improved shelter and event space. Request $25,000 **Project 3 - Community Development Worker for Grantville** Request the appointment of a Community Development worker to the Grantville District as part of the Working For Victoria initiative. This position would help to rebuild the community, reconnect township relationships and business support networks following impacts of COVID-19..	**$50,000**
10	ED20/83509	Tim Herring and Tenby Point Residents Association	Submission requests: 1. Council to plant appropriate plants and shrubs in the four blocks in Tenby Point owned by Council. 2. Re-establishing manna gums for a future koala coastal corridor connecting the mouth of the Bass River with Lang Lang (or part of this potential corridor) 3. Replacement of the Tenby Point noticeboard at the bus stop in Argent Road adjacent to Guy Road (the old one is in bad repair).	TBC

11	ED20/83454	Danny Luna	The proposed 2020/21 Council waste service charge is based on a flawed model which includes expenditure and revenue for items that have no relevance to the service provided. When these items are removed from the model, the charge is significantly lower than that proposed in the budget. The garbage charge is levied by Council on each rateable and non-rateable assessment that receive a waste collection service. The purpose of the charge is to recoup the costs of providing a waste collection and disposal service for kerbside collection and disposal of refuse. Not all rateable properties are levied the garbage charge (e.g. vacant land, some farm-land and land that is not within the collection zones). This reinforces the fact that the garbage charge is levied for a specific purpose i.e. the collection and disposal of waste that is generated from within the levied property. In contrast general services are funded from rate revenue and a wide range of other revenue sources. It follows that only those items of expenditure and income relevant to calculating the charge should be allocated to this specific service. Yet there are other items of expenditure and revenue that seem to have no relevance to the service that have been included in the calculation of the garbage charge. A comparison between the Council garbage charge calculation model and an alternate model proposed by the submitter has highlighted the following differences and concerns. 1. Public litter bins – Inclusion of the costs of collecting and disposing of waste from public bins seems to have no logical connection to the kerbside waste collection charge. This waste is not generated by individual tenements for which the charge is levied but is generated by ratepayers and visitors to commercial areas, parks and beaches etc. and should be funded from other revenue sources such as rates. 2. Transfer stations – These stations operate for the disposal of waste (other than that included in the garbage charge) generated by the general public, which can include ratepayers and visitors as long as they pay the appropriate fee. None of the kerbside waste that is collected from the red, green and yellow bins makes its way into the transfer stations. It goes directly into landfill, recycling or composting streams and therefore the cost and revenue from transfer station operations should not be included in the waste charge. 3. Environmental compliance (monitoring of landfill sites) – Following the approval by Council of a contract variation for environmental monitoring at the Grantville, Wonthaggi and Rhyll landfill sites and for this variation to be accommodated within the garbage charge, the costs associated with environmental monitoring at Rhyll and Wonthaggi landfills are disputed as these sites have been closed for a number of years and are no longer processing landfill waste. These costs should be funded through rates or other sources of revenue. 4. Cowes recycling bank. The inclusion of costs and revenue of operating this facility have no connection to the kerbside waste collection service or charge. 5. Green waste amnesty. This service is available to everyone including ratepayers, owners of land that don't pay the garbage charge and visitors. It should not be funded exclusively by those who pay the garbage charge given the broader community benefit. 6. Landfill levy rates. The Victorian Government as part of its COVID-19 response has deferred the planned increase to landfill levy rates for the first six months of the 202/21 financial year. This suggests that the financial impact of the expected 30% annual increase in the levy will be halved to 15% effective across the full year. The proposed budget shows an increase in landfill levy costs of 46% for the 2020/21 financial year compared to the forecast actual for 2019/20. Has the levy increase deferral been accounted for in the budget and garbage charge calculation model and if so how is the large increase in budgeted costs explained. 7. Capital expenditure. The calculation of the charge includes a rolling capital expenditure charge of $2.068 million which includes $1.75 million relating to the capital costs of the Phillip Island transfer Station which has no relevance to this service as highlighted in 2 above. No details have been provided to date on the capital expenditure that the remaining $318,000 relates to. 8. Allocation of costs. It would appear that every dollar of expenditure and revenue for waste services included in the proposed budget has been included in the calculation of the garbage charge even though as set out above, there are items included that have no logical connection to the service. 9. Apportionment of costs. Even where certain types of revenue and expenditure appear relevant to the garbage charge, the budget and garbage charge calculation model seems to indicate that all of these costs are attributable to the waste that goes into the red, green and yellow bins. The management of waste generated from other areas (e.g. public litter bins and transfer stations) seems to attract no EPA levies, staff costs, capital costs etc. The cost apportionment model needs to be reviewed whereby costs are apportioned to all relevant cost centres according to function and activity levels and not just lumped into the garbage charge. 10. Entire costs. It's not clear if some costs are spread across more than one area in the model. For example recycling costs of $1.97 million, is this exclusively for collecting kerbside recyclables or does it include recyclables from public bins. 11. Bass Coast Waste Management Strategy. The budget refers to this strategy as a way to divert kerbside waste from landfill. Some points from this strategy are: a. One of the outcomes is to have kerbside waste fees imposed to be proportional to total waste generated. b. Item 6.5 provides information about waste that is collected and disposed of, other than that generated by ratepayers who are levied the garbage charge. This reinforces the point that the cost of waste management is not equitably apportioned on the polluter pays principle.	N/A

			Other issue noted. Declaration of 2019/20 Rate sand Charges. The resolution passed at the Ordinary Council Meeting dated 19 June 2019, seems to include an error in that the declaration is not for the 2019/20 financial year but instead for the 2018/19 financial year. The same error seems to have occurred for the declaration of all the differential rates. Conclusion Any model that Council proposes to recover over $13 million in charges from a specific category of properties needs to be legislatively compliant, logically structured, accurately costed and transparently implemented. The submitter does not believe the current model meets all these criteria. There is a risk that its use can have detrimental effects on Council and ratepayers as discussed below. 1. Fair Go Rates System. The Fair Go Rates System is designed to place limits on rate increases from year to year. If no waste costs are funded from rate revenue in the proposed budget one could form the view that costs are being transferred from one area in the budget that is subject to capping (rates) to another area of the budget that is not subject to capping (the garbage charge). 2. Distortion of the rates and charges burden. Council has adopted the wealth tax principle in forming its rating structure. This principle holds that ratepayers with more valuable properties pay more in rates than those with lower valued properties. A higher garbage charge shifts rates and charges from higher valued properties to lower valued properties which is inconsistent with the wealth tax principle. 3. Good governance. The submitter is not aware of Council ever reviewing or formally approving the current garbage charge calculation model particularly since the introduction of rate capping. If not it would be appropriate to do so as part of good governance practice. The submitter requests that Council: a. Supports the arguments put forward in the submission and levies a garbage charge of no more than $376 in the 2020/21 financial year. b. Reviews the garbage charge calculation model to ensure it meets the needs of all stakeholders and c. Makes the findings of any review and adopted model publicly available.	
12	ED20/84327	Corinella Foreshore Reserve Committee of Management	Following presentation at Community Connection session in March 2020: Request that a connecting pathway be built on Rotunda Hill to connect the existing pathway which currently ends at the top of the hill, around the picnic area and across to the public toilets. This would prevent foot traffic having to walk across the grass or roadway to access the public toilets. Preferably, lighting would also be provided on this path for those boaters/anglers whom access the toilets at night. Additionally, create an indent into the Rotunda picnic reserve area on The Esplanade to create 5 new vehicle-only parking bays. This would provide safer and more accessible parking options to those who wish to use the Rotunda and picnic facilities or take a walk around the foreshore area. In order to complete these works, The Corinella Foreshore Reserve Committee of Management request $52,854 be allocated to this project by BCSC. (Reference is given to $30,000 unspent grant from 2019)	$52,854

13	ED20/85223	Kevin Griffin Bass Coast Ratepayers and Residents Association	**Overview** With current inflation rates of 2.2% as set by Reserve Bank of Australia, an increase in total rates and charges by 4.5% is disappointing. Is it Council's intention to continue pursuing similar massive budget increases, which are well in excess of the prevailing inflation rate, into the future? BCRRA welcomes the economic stimulus and community assistance provided in response to the COVID-19 pandemic. **Strategic Objective 6: Liveability**. Disappointment is raised for the reduction in roads budget from $12.6M in 2019/20 to $4.5M in 2020/21. Footpaths is also noted to drop by 60% down to $1M from forecast $2.5M in 2019/20. There are no major initiatives for roads indicated in the 2020/21 year. Council's 2017-21 plan recognises that the community wants safer roads and pedestrian access. BCRRA commends the motion to increase annual footpath spend to $300K per annum, however this is still inadequate. BCRRA requests that Council revise the allocation for new footpaths to an amount of $900K for 2020-21 and to budget for increased funding for new footpaths to an amount equivalent to 2% of the annual budget by no later than 2025. **Capital Projects & KPI Reporting** BCRRA requests that all details (including project plans and scope of works) available to Council Officers or Councillors in relation to the projects listed in the budget submission (page 5) be made publicly available. If Council is unwilling to make such reports available, BCRRA requests Council explain its reasons. KPI Reporting for Pro BCRRA requests that Council introduce and publish monthly reports showing the following project status information: 1. Total number of projects currently underway in current financial year 2. The name and project number for each project 3.The number of projects less than 50% complete 4.The number of projects between 51%-80% complete 5.The number of projects 100% complete. 6. Graphical representation of these results including prior month comparison. 7. YTD forecast and actual expenditure along with the variance between the two. Please provide explanation if Council is not prepared to produce these reports publicly. **Financial Sustainability** BCRRA requests a full public explanation from Council as to reasons and causes that led to the variances between: 2018-19 Budget $808K Surplus, 2018-19 Actual deficit of $9.55M and the 2018-19 $3.2M deficit as shown in the 2019/20 Budget. **Core System Implementation** BCRRA request that Council provide the community with a full explanation as to what went wrong with this project and why the community should have confidence that earlier issues will not reoccur in future. **Live Streaming** BCRRA requests that each Councillor who is considering re-contesting for a position as councillor, now publicly declare whether or not they will support the continuation of live-streaming beyond the current trial period. If not, please provide explanation of why. **Budget and Operating Result** Please provide further explanation to note 6.10 so that it is meaningful to the average reader. **Garbage Charges** Why does the budget show garbage charge increasing by 10.85% at 8.2 and 8.86% in 18.7? Why does the budget show the garbage charge increasing more than double the inflation rate over the next three years? What are the component items that make up this charge and why are they not shown individually in the budget document? BCRRA requests that Council amend the way the garbage charge is reported so as to detail each and all component items individually. **Borrowings** How does Council justify the 16% interest costs show in in this budget? What timeframe is envisaged for these borrowings to be repaid in full? **Grant funding** What is the explanation for why your grant funding is steadily decreasing over the next three years 2020-2024. What steps is Council taking to reverse this decline? **CEO Expenditure Delegation** BCRRA does not agree with the recent decision of Council to reinstate the $1M expenditure authorisation to CEO as this risks revisiting the high levels of community dissatisfaction with BCSC. **Media Policies** BCRRA requests that BCSC rescinded the new media policies or at least change them to clearly allow Councillors to express reasonable criticism of Council decisions and policies.	**N/A**

14	ED20/85220	Frank Schooneveldt	1. It is a great time to borrow money and we have a huge opportunity to address the infrastructure issues in the Bass Coast: footpaths, roads and drainage, community facilities. This would also create jobs. Are forward estimates adequate to fund infrastructure needs? 2. Why do we stick to the rate cap when so far 30 per cent of the other councils have not stuck to the same rate cap? 3. Why was our rating system not reviewed following the submission made to Victorian Government? 4. Why don't we borrow money to fix the footpaths in the Bass Coast Shire and thereby create local jobs? 5. Why do we give a discount of 20 per cent to farms on their rates?	N/A
15	ED20/85222	Mike Fincher	Request to allocate funds to fix storm water drainage issues experienced at the address provided.	TBC
16	ED20/85225	Andrea Bolch	Is there any funding in the Draft Budget for 2020/21 to address and/or repair the significant erosion that has occurred along the Kilcunda coastline?	TBC
17	ED20/85242	Graham Jolly	Requests that the following KPI's be included in quarterly financial reports, including fourth quarter financial report. 1. The total number of projects to be shown as a start point. 2. Projects % 0 to 10. 3. Projects % 11 to 50. 4. Projects % 51 to 85. 5. Projects % 86 to 99. 6. Projects % 100. Completed and fully expensed.	N/A
18	ED20/85255	Linda Marston - Island Voice	Island Voice is greatly concerned by the increase by the 10.85% in garbage and waste fees, especially as this follows an increase of more than 11% last year. An increase of $40 per tonne for recycling has not been applied by other comparable councils, so why Bass Coast? We have already experienced several increases in the first three years of our 10 year contract. We believe the landfill emission monitoring contracts increases in price show that waste management is poorly understood and lacking management expertise. Why is the Garbage charge shown as increasing 10.85% at section 8.2 and shown as only 8.86% change in waste management expenses in section 18.7? The allocation to climate change actions of $500,000 is not enough given the declared climate emergency. Please could council identify how this money will progress Climate action? The Shire's COVID response is commended. Many ratepayers may need ongoing assistance and Island Voice asks that Council displays compassion in its hardship policy. Please provide further information on the following highlighted projects 1. $130,000 for affordable housing. Is this funding aimed at improving existing properties or providing increased short term emergency accommodation? 2. Strategic Positioning of Wonthaggi $40,000. What is being positioned, who is involved and what benefit will this bring? 3. Public Realm Improvement Plans, Cowes $250,000. How do these plans differ from the Cowes Activity Centre Plan which is already complete? What improvements are you referring to? 4. Wonthaggi Secondary College Senior Campus Structure Plan $100,000. Should this not be a cost for the education department? If this is related to the old school site, please clarify in the budget document. Island voice wishes to seek assurance from Council that Grants will be sought over the coming years to try and mitigate the level of debt required for multi-generational loan drawdowns. Can the budget include effects on ratepayers average annual bill Please include a unique identifier with each project so these can be referred to throughout the project lifecycle. The current level of funding ($4.5 million) for roads, it will take decades to properly make all roads across the Shire. We have experienced roads being stripped back, causing detriment to health and well-being, without being in a position to embark upon SCS to seal the road back. This is unreasonable, puts well-being of residents at risk and the option to pay for a spray seal until road build is within a couple of years should have been provided. Please clarify the ($111,486) difference between total income in the 'Comprehensive Income Statement' and the 'Estimated Amount to be raised by all Rates and Charges' tables? Can some positive measures be included in Animal Management Performance (such as satisfaction levels of pet owners, registration compliance, successful reunions with owners and reduced incidences due to education) be provided along with the current enforcement measure of number of prosecutions per year.	N/A

19	ED20/85257	Graham Jolly	1. I ask and request an explanation why this Councillor group can forecast a $2,524,000 increase Budget Surplus and a $4,240,000 increase to the Underlying result some two years away and forecast a Capital Works Program expenditure of $36,688,000 when the new Councillor group have not determined their draft budget which will be long after they are elected as our ratepayer representatives? Who is determining a future CWP two years away after the term of this Councillor group has ended their term as Councillors, The Administration of Council or the Councillors? 2. How can the forecast details shown on page 30, Point 7.2 Financial resources increase by an alarming amount when we all are going through a COVID-19 virus pandemic period which already has seriously impacted on people's income and will continue to do so for quite some time, probably for years. 3. I request the financial figures forecast on page 30 'Financial resources' be revised down to $30,000,000 for the CWP and in doing so to adjust the Surplus and the Underlying results down as well. In the future my Ward Councillors along with all other Councillor's in the year 2021 will determine a draft budget for 2021-22 year and set CWP expenditure the community can submit a submission to for consideration. I point out to Councillor's the listing each year reported and approved for deferred projects, Carryover projects and Multi-Year projects that are moved into a forward year must be a factor in determining a forecast CWP for any year. It is my conclusion based on past reporting results Council has not got the capacity to achieve all CWP in a budget and the deferred, Carryover, Multi-Year projects. They very simply do not happen.	N/A
21	ED20/85320	Graham Jolly	I request the fourth Quarterly financial Report obtain a number of inclusions. 1. The TREASURY REPORT to become a spreadsheet showing the name of the investment, when invested, investment period, maturity date, return on investment and the Cash in Bank figure. 2. All Carryover, Deferred and Multi-Year project listing with percentage complete, Budget revenue, YTD expenditure and YTD Contingency expenditure. 3. A full spreadsheet of projects numbers and Tender numbers sorted by percentage complete with YTD expenditure, YTD Contingency expenditure, Budget revenue all of which to be added to the existing presented spreadsheet. Mr. Mayor you might rule this submission out of order at present it refers to the 2019-20 budget year. However my requests will apply for the budget year 2020-21and future years. Therefore I would believe they are worthy inclusions. Mr. Mayor and Councillors I request the above details become mandatory quarterly inclusions when reporting for the Bass Coast Shire Council.	N/A
22	ED20/85322	Graham Jolly	I request the budget paper 2020-21 include a number of inclusion and statements: a. Report all Statutory laws Council must abide by when determining the draft budget and budget 2020-21 and the yearly reporting. b. List by name Council Fees and Charges Policy which is reviewed annually. c. List by name Councils Investment Policy approved as of 18/3/2020 (Ordinary Council meeting H 12). d. List by name Council Procurement Policy approved as of 17/6/2020 (Ordinary council meeting H 15) and the Procurement Delegation Policy approved as of 18/3/2020 (Ordinary council meeting H 14). e. A statement Council will report all financial details showing final project costs that are greater than the budgeted financial allocation. f. A statement Council will report all financial details showing final project costs when the budget surplus is greater than 5% of the total project cost. g. A statement of Council's Best Practices for determining Project Budget allocation costs, Tenders, Project Management cost setting and Contingency cost setting methods. h. A statement Council will report all details for Contingency expenditures as YTD, Forecast, Actual and a reason the Contingency was expensed. Would Council please explain why listed in Councils Tender File, Contract 19009 has a cost of $725,815.18 when H 10 Ordinary Council meeting 18 September 2019 reported the total contract cost of $640,731.98 excluding GST (10%). Why is there an increase to the contract cost? Would Council please explain where the Investment money comes from for each quarter of a financial year?	N/A
23	ED20/85506	Graham Jolly	Why was there an increase in capital works projects during 2019/20 financial year? The 2019/20 budget document outlined 33 projects, expanded to 131 in Q1, 136 in Q2 and 146 in Q3. What caused this increase (when carryovers were only 80) and why are project numbers not shown? 1. I request the budget 2020/21 show project numbers which can be referenced across to tenders and council plan 2. I request that all projects intended to be undertaken during the 2020/21 year be fully reported in the budget document and be closely aligned to those reported in Q1 report	N/A

24	ED20/85797	Jessica Harrison - Housing Matters Committee	Housing Matters Request that Council, as part of the 2020/21 budget: - Purchase an investment property (appx $385,000) in Wonthaggi CBD to be provided as Transitional Housing to provide assistance to homeless people in need. - Management of the house would be completed by welfare agency such as Salvocare Social Housing - Maintenance of house by BCSC - Furnishing of house through community donations - Rates and services to be negotiated	$385,000 plus ongoing costs ($25,000 per annum)
25	ED20/85802	Phil Wright	Utilise low interest rate loans to purchase significant strips of land on the south coast of the island over the next 10 years. This would allow Bass Coast to create some significant recreational nature trails.	TBC
26	ED20/85803	Phil Dressing - Smiths Beachcomber Association	Request that some funding be set aside for some quick wins resulting from the development of a Smiths Beachcomber Masterplan. This is following the YCW Masterplan adopted in 2014 not having any recommendations implemented to date. A suggestion for this quick win would be construction of speed humps at the YCW Beach car park to improve safety i this area. Another suggestion would be a footpath from the eastern corner of the Marlin Street, Smiths Beach Road intersection to the first Smiths Beach access stairs. We're optimistic that the Smiths Beach Masterplan will include recommendations for a holistic and broad vision for our Estate including a potential visitor economy solution for the Island's South Coast. Council's purchase of private land on and around the Smiths Beach Estate for entire community benefit should also be considered in the context of a long term vision. Committing to a long term plan is critical and paramount. As previously highlighted, a "User Pays" program would likely fund all recommendations.	TBC
27	ED20/85804	Ron Day	Request that funding for possible replacement of existing road speed signage and any additional signage on Council managed roads be included in the budget document read for the impending Island Road Speed Review.	TBC
28	ED20/85805	Rhyll Community Association	Request a raised pavement to slow traffic on the corner of Lock and Beach Roads in Rhyll. This is a busy intersection (and expected to get busier after the boat ramp is completed) for pedestrians and it has been noticed that often vehicles are travelling faster than 50kmph.	TBC
29	ED20/85815	Elizabeth Sparkes	Are there funds put aside for footpaths on Phillip Island, in particular Cowes/Rhyll Road & Rhyll Newhaven Roads?	TBC
30	ED20/85820	Jane Gardner	Request that funding be provided towards The Paper South Gippsland News. A weekly consideration of $600 (12month total of $31,200) would provide Bass Coast Shire the following online benefits: - (800x600) dedicated digital display advertising module, video capable - Native article editorial as per submission to our Editor to accompany your advert - Monthly metrics of advert results	$31,200

31	ED20/85836	Graham Jolly	(A) I request through the elected Councillors to show cause as to why RESERVES ACCOUNTING practices are used by the Council of the Bass Coast Shire when: - Estimated budget expenses conclude to unacceptable surpluses and a progression action of the final surplus to a Capital Works Project listed in a Council budget. - Reporting a project Management cost assigned to a Capital Works Project when there is no reporting of the labour rate hourly figure and the estimated length of time the management will take place. - Reporting Contingency costs that are greater than 2% of the tender cost that when not used or partially used adds to the overall budget surplus. This is a progression method aiding in the creation of a surplus when added after a tender from an external source is accepted by council. This practice generates General Revenue. -Investing tens of millions of cash during each quarter of a budget year in term deposits and shares for up to 82 to 111 days and with shares longer to generate funds while leaving relatively low millions of council's cash in bank at the end of each quarter. - Capital Works Projects are approved by the Councillors at budget time and later are assigned to the following year's projects works listing shown as Deferred, Carryover and Multi-Year projects which adds to Reserve funds assigned to the project of council at end of year. (B) I request Council provide Statutory details council must abide by when setting any Contingency percentage cost allowance for a Capital Works Project. Council has used 5% to 10% Contingency cost during the 2019-20 year. Is the high Contingency cost allowance an indication the determination of tender details process is needing review? (C) I request an explanation; will council continue to invest income from the 2019-20 and 2020-21 budget years at approximately the same amounts as previous without Councillor Approval? (D) I request an explanation as to why there are considerable numbers of Capital Works Projects that are either Deferred or Carryover projects not completed at the end of year (30 June)? These projects that are reported are causing disappointment to ratepayers and most likely the Councillors. The CEO of council has a clear duty to carry out the instructions incorporated in a budget by starting the projects at the earliest possible time. There is a clear failure of the CEO's duties. (E) I request an explanation through the Audit Committee why were details missing to the Treasury report for the third quarter ending 31/3/2020. The 'Interest on Maturity' and the 'Cash in Bank' were not reported. Why? Will the Treasury Investment Report be reported in the coming Annual Report 2019-20? If no, then why? Will the Deferred and Carryover Projects and Multi-Year Project listing for 2019-20 be reported in the coming Annual Report 2019-20? If no, then why? (F) I request the Councillor Group consider my submission and determine budget changes and future reporting changes in the interest of your ratepayers. (G) I request a policy named 'Duties and Reporting of an Internal Audit Committee' be determined and developed for the year 2020-21 or updated if one exists. (H) I request Councillors to investigate and determine future courses of action and to change Council Accounting Practice away from Reserves Accounting	N/A

Submission 1

Mark Jamieson - Chairman Phillip Island Golf Club

ABN 28 410 445 203

"Where golf and nature play"

11/02/2020

CEO Ms Ali Wastie
Cc Councillors Fullarton, Rothfield & Whelan
Bass Coast Shire Council

Dear Ms Wastie

The Phillip Island Golf Club is seeking the assistance of Council with a project we consider urgent to improve the club's energy efficiency, and secure its long term financial viability.

The Phillip Island Golf Clubhouse needs to build a large roofed pergola, and framework for indoor-outdoor blinds, out from the north facing windows of the building.
The request of Council is for material costs only, skilled members of the club with expertise and experience in construction have committed to build the structure. Plan & material costs attached.

Why is it needed?
Improve energy efficiency
The clubhouse building is currently a high energy user due to exposed north facing windows. To reduce energy costs we need protection from the summer sun, but need to maintain the warmth of sun in winter.

Achieve financial sustainability with increase usability.
We want to increase the usability of this large part of our function area and enhance it with an indoor/outdoor area for community events and private functions. This supports the club's Strategic Plan to become financially sustainable and be able to continue to provide this valuable recreational service to our local community and visitors to the Island.

The club applied in 2019 for a grant for $20,000 for the cost of materials and permits through the local Federal Member Mr Russell Broadbent, Building Stronger Communities, but was not successful.

34 - 44 Settlement Rd, Cowes, Victoria 3922
PO Box 851, Cowes, Victoria 3922
office@pigc.com.au
Clubhouse: (03) 5952 2141 Golf: (03) 5952 1121 Fax: (03) 5952 3430

The Board of Management and members would appreciate it if Council would give consideration to assisting the club in its quest to become sustainable in the upcoming Council budget. If Council was able to provide assistance with funds for the materials, our members will willingly do the rest.

On behalf of the Board

Submission 2

Graham Jolly

Bass Coast Shire Council

Chief Executive Officer Ms Ali Wastie.

Mayor Cr Brett Tressari.

Submission to the Draft Budget 2020-21.

Subject: - LACK OF INFORMATION TO SELECTED CAPITAL WORKS PROJECTS 2020-21.

I understand council has a statutory requirement under the Local Government Act 2020 and part of the Local Government Act 1989 and the Local Government (Planning and Reporting) Regulations 2014.

I acknowledge council has a duty to its ratepayer by having a Vision, Mission, Values, Customer Focus, Continuous Improvement, Pride, Integrity, Respect and Commitment for the betterment of all ratepayers.

I understand council and its staff have a duty to improve the betterment to all ratepayers who – LIVE, WORK and PLAY in the Bass Coast Shire at all times.

I understand a budget is a listing of a plan that shows estimated financial revenue values for expectations for a given year.

I acknowledge ALL aboriginal people of Australia.

I thank the council for the COVD19 ratepayer support and the Rates Relief support very much needed during this new difficult times.

The Capital Works Project listing pages 57 and 58. Appendix 3 – Detailed list of Capital Works. 21.1 Detailed list of Capital Works of the draft budget 2020-21 which lists 38 projects.

I request additional informative details for a number of projects page 2 and 3 –Budget Highlights – that are at this point in time showing concern.

The projects of concern fail to provide adequate detail as to what they are actually going to provide to the people of the Bass Coast Shire whether they are ratepayers, visitors or tourists.

The Projects i request additional information to be included as part of the approved Budget 2020-2021 are as follows:-

1. Affordable Housing Initiative - $130,000.
2. Fast-track of a number of strategic initiatives and capital works in order to stimulate the local economy. What will be fast tracked, where are the Capital Works Program shown and what is the allocated expense ?
3. Bass coast Dinosaur Trail Master plan – $250,000.
4. Public realm improvement plans, Cowes - $250,000.

5. Gap Road feasibility assessment and plan - $100,000.
6. Strategic Positioning of Wonthaggi to support its growth - $40,000.
7. Wonthaggi Secondary College Senior Campus Structure plan – $100,000.
8. Rhyll jetty Activity Area precinct plan - $30,000.
9. Land purchases and various building works - $10,930,000.
10. Aquatics planning and design - $3,080,000.
11. Cowes Cultural and Community Centre Redevelopment (Phase one) - $4,000,000 of borrowings.
12. Wonthaggi Guide Park - $1,150,000.
13. Phillip Island Transfer Station - $250,000.
14. Climate Change Action - $500,000.
15. Anderson Road Boat Ramp east Car park Upgrade, Cowes - $380,000.
16. Dalyston Netball Courts and Toilet Pavilion Upgrade - $500,000.

The 16 projects I have listed combined expense of $21,690,000. However the – Fast-track of a number of strategic initiatives and Capital Works in order to stimulate the local economy project or projects, has no revenue expense allocated on page 2. Why.

The listing of 16 as shown in my submission must bring into question council Integrity whereby it fails to conform to the Councillors word of complete transparency of council at all times.

I request council to confirm which RATES AND CHARGES value is correct.

Page 5 $64.59m, Page 38 $64.59m and Page 41 $63.452m.

Therefore my request to include open detail into the budget paper 2020-21 when it's approved is a valid request.

I look forward to the reading of the budget once approved in the near future.

I request a detailed response to this submission.

Yours Sincerely.

Submission 3

Lorraine Muir - President Bass Coast Regional Aquatic Centre

ED20/78777

From: >
Sent: 30/06/2020 6:37 PM
To: "Bass Coast Mailbox" <basscoast@basscoast.vic.gov.au>
Subject: 20-21 Budget
Attachments: 2019 Letters of Support Bass Coast Aquatics Redevelopment all groups.PDF, BCRAC FINAL.pdf

Dear Councillors, My name is I I am the nominated spokesperson of the Bass Coast regional aquatic centre working group here in Wonthaggi.

The user groups of the Wonthaggi aquatic centre, South Gippsland Bass swimming club, Wonthaggi underwater hockey club, Local school and all ability groups, Would like to congratulate Council for the much needed inclusion of aquatic planning and design in the 2020/21 draft budget.
These facilities are desperately needed by our community. Councils recognition, and acknowledgement of these needs, shows that you are hearing the voice of the people and we commend you.

I, as you may recall, spoke to a submission on behalf of the Bass Coast Regional Aquatic Centre working group,at last year's budget submission meeting. At that time, I presented a powerpoint presentation showing the current facility and its shortcomings. I have attached this powerpoint, along with the emails from the user groups as we had presented last year again.

We feel it timely to share this information with you again. The condition's haven't changed, so may be a helpful reminder to all councillors when the time for decision making comes about.

We commend Council on their proactive approach to aquatics and look forward to helping grow the local economy through capital works at sometime in the near future.

Kind Regards,

SGB
SOUTH GIPPSLAND BASS SWIMMING CLUB

ED20/78777

swimming australia

25 March 2019

To whom this may concern,

Re: South Gippsland Bass Swimming Club.

This letter is to advise that South Gippsland Bass Swimming Club were awarded the Optus Swimming Australia Club of the Year award in 2018.

The Swimming Australia Club of the Year award aims to recognise and reward swimming clubs that are demonstrating a commitment and passion for supporting all members to become the best swimmers they want to be whilst effectively managing and strengthening the clubs infrastructure. The award recognises achievements between 1 July 2017 and 30 June 2018.

South Gippsland Bass Swimming Club received this recognition based on their development and successes against the following key activity areas.

1. Club Achievements
2. Club Environment
3. Club Committee & Governance
4. Members
5. Fundraising / Sponsorship / Grants
6. Facilities
7. Workforce and Volunteers
8. Diversity and Inclusion

Swimming Australia support South Gippsland Bass Swimming Club's funding application for the Wonthaggi Aquatic centre. We understand that they are hoping to secure funding to build an indoor 50m, 8 lane competition standard pool and leisure facility.

Yours sincerely,

HANCOCK PROSPECTING OPTUS
PRINCIPAL PARTNERS
SPORT AUS 7 arena
PARTNERS

20 March 2019

Mr Brett Tessari
Mayor
Bass Coast Shire
76 McBride Avenue
Wonthaggi 3995

Re: Swimming Victoria's Support for the Redevelopment of the Bass Coast Aquatic and Leisure Centre.

I am writing to express Swimming Victoria's support for Bass Coast's proposed development of a regional aquatic centre at the Bass Coast Aquatic and Leisure Centre site.

The Council is to be commended for developing a facility that will fill a major gap in aquatic provision in Bass Coast and surrounding areas. We endorse the plan to include:

- a regional home for aquatic sports including swimming, water polo, triathlon and masters swimming; and
- a regional aquatic events centre for local, regional, state and national water sports with the inclusion of a FINA compliant 50 metre indoor competition pool with moveable boom and 500 spectator seats (with capacity to increase to 1,000 seats for major events).

Swimming makes a significant contribution to improving the health and well-being of communities. Swimming is a great workout because you need to move your whole body against the resistance of the water. Swimming is a good all-round activity because it:

- keeps your heart rate up but takes some of the impact stress off your body
- builds endurance, muscle strength and cardiovascular fitness
- helps maintain a healthy weight, healthy heart and lungs
- tones muscles and builds strength
- provides an all-over body workout, as nearly all of your muscles are used during swimming

Swimming is also a great way to alleviate stress, as it is one of the most relaxing and peaceful forms of exercise.

Aquatic Centres drive a diverse range of interrelated economic, social, and environmental benefits that will accrue to users as well as the community more broadly. A RLSS Report in 2017 identified that Australia's aquatic facilities produce $2.8 billion in health benefits each year, over and above their value as sources of recreation, community and aquatic education.

Swimming Victoria Inc. ABN 31 750 785 541
Level 2, MSAC, 30 Aughtie Drive, Albert Park, Victoria 3206
P O Box 230, South Melbourne, Victoria 3205
Tel: 03 9230 9400 Web: vic.swimming.org.au

The report underlines the importance of providing all Australians with access to safe, high quality aquatic facilities, not just for much-needed recreation and to help them learn about water safety, but to help them remain active and healthy as well.

The redevelopment of the Bass Coast Aquatic and Leisure Centre to provide a Regional aquatic, leisure, health and wellbeing hub will be an important facility for all aquatic sports in the region. The FINA compliant 50 metre, 8 lane indoor competition pool with moveable boom will help fill a facility gap in the region and the state.

The South Gippsland Bass Swimming Club was awarded Club of the Year with Swimming Victoria for the 2017/2018 season and was recognised as the fastest growing club at the end of the 2016/2017 season.

We are committed to working with the local club, Swimming Australia, Council and other key stakeholders to maximise the utilisation of the facility.

Best wishes for the project and the funding submission.

Yours faithfully

ED20/78777

www.gippsport.com.au
PO Box 63
Newborough 3825
(03) 5135 8335
info@gippsport.com.au

Monday 8th April 2019

To whom it may concern,

Re: Bass Coast Shire Council Aquatic Facility Strategy Letter of Support

GippSport is the Regional Sports Assembly servicing the Gippsland region. We provide this letter of support to reflect our ongoing partnership with and support of Bass Coast Shire Council Aquatic Facility Strategy.

The GippSport team partners with Bass Coast Shire to support local sporting clubs and physical activity programs in a range of ways.

GippSport attend bi-monthly meetings of the Bass Coast Shire Council 'Access and Inclusion Committee'. The meetings are well attended by community members, disability support agencies and Council staff.

Discussion around the Bass Coast Shire Aquatic facilities are regularly held and regularly consider the following key points and observations;

- The Bass Coast Aquatic Centre in Wonthaggi is ageing and does not comply with modern design standards.
- The change rooms are not accessible and make it very difficult for participants and their carer's to utilise the facility.
- The indoor pool is only heated to a warmer temperature once per week which means that the benefit of hydrotherapy only occurs once per week. Patrons would benefit from increased access through consistent warming beyond once per week.
- The pool is limited to 6 lanes wide which creates very high demand for all areas of the pool and it is not experienced as safe or available for people with a disability during peak periods.
- The pool does not have an access ramp and participants are asked to enter the pool using steps or a hydraulic chair which is not appropriate for the high numbers of community that need additional support to enter the pool.
- The pool in Wonthaggi is the only heated pool in Bass Coast and the community of Phillip Island have been working hard for many years to advocate for a pool on Phillip Island.
- There are limited transport opportunities to Wonthaggi and it is not feasible for residents to travel 45 min to use the pool on a regular basis.

GippSport have also worked extensively with the award winning South Gippsland Bass Swimming Club who have worked hard over recent years to grow participation numbers, develop a strong and sustainable club culture and swimming pathways for the region. There is increased demand for their programs and events which they are unable to service due to the limitations of the current facility.

There are a range of other sporting clubs as well as recreational programs that all have identified the need for additional space but are unable to offer for opportunities due to the size of the pool. GippSport have commenced aquatic based programs through the Gippy Girls Can campaign which we are unable to offer in Bass Coast based upon this limited availability.

Bass Coast is a coastal community where swimming, surfing, lifesaving and other aquatic based recreational opportunities are very popular. It is critical that all children have the opportunity to learn how to swim through the provision of school based learn to swim programs, private lessons and swimming club opportunities. The current facility is unable to provide for all of the local demand for aquatic skill development.

ED20/78777

www.gippsport.com.au
PO Box 63
Newborough 3825
(03) 5135 8335
info@gippsport.com.au

We would urge government to support the development of aquatic facilities within Bass Coast as a very high priority. New and improved facilities would better cater for the rapidly growing needs of the community, especially those who require access to pool space for rehabilitation, physical activity and for traditional sport.

For more information, please contact GippSport Program Coordinator,

Yours sincerely

ED20/78777

7 March 2019

President
South Gippsland Bass Swim Club
President@SGBswimclub.com.au

Dear
Thank you for the opportunity to provide feedback regarding the current and proposed warm water facilities at Bass Coast Aquatic and Leisure Centre (BCALC).

As you are aware Bass Coast Health Physiotherapists use the BCALC in Wonthaggi to provide Aquatic Physiotherapy to our clients. This service includes providing treatment to meet rehabilitation goals along with developing programs with clients to continue independently long term independently to manage ongoing conditions.

The current facilities/pool at the Bass Coast Aquatic and Leisure Centre are challenging for warm water programs and limit our utilisation for a number of reasons:

- Access to pool
    - Single ambulatory access to pool via wide stairs with single rail used by multiple users (often busy with children) - stairs are wide with rail only on one side limits access by people with limited mobility
    - Hoist is in a busy traffic area and is a sling hoist which is not suitable/safe for people with Hip/spinal issues
- Temperature – temperature is raised on one day only during week and not to a sufficient temperature to achieve full benefits of warm water exercise/Aquatic Physiotherapy
- Area allocated to warm water exercise is challenging due to
    - Insufficient size to conduct group sessions or safely supervise multiple clients together
    - Incline floor varying depth of water (further limits space available)
    - Often overcrowded
- Acoustics- exercise and swimming lesson area is in the same proximity making it difficult to hear and instruct. This is particularly challenging for those with hearing difficulties or social anxieties
- Waves/turbulence due to high number of pool users and activity – not suitable environment for people recovering from injury or with decreased balance

Graham St Wonthaggi Vic 3995
PO Box 120 Wonthaggi Vic 3995
t 03 5671 3333 f 03 5671 3300
e info@basscoasthealth.org.au
w www.basscoasthealth.org.au
ABN 86 627 309 026

- People with decreased upper limb function have difficulty holding onto edge of pool as it is much higher than shoulder height when at exercise depth (no rail within pool)
- Family change/disabled access change rooms are adequate but often not available due to high demand and require people to walk a long distance through the crowed wet, pool environment

There is an existing, significant population of seniors and people with disabilities (projected to continue to increase) that would benefit from improved access to warm water facilities in the Bass Coast Region. In particular consideration should be given to the development of a separate multipurpose warm pool with:

- Regulated temperature at a constant 33-34 degrees
- Ramp access with rail support on both sides (or at least stairs with rail support on both sides)
- A platform hoist in an area of low traffic – a platform hoist with a backrest would be suitable for most conditions and also allows a support person to sit on the hoist beside client if required
- Underwater wall rail and wave-less pool
- Depth ranging from (0.8)1m-1.5m or adjustable floor
- Ideal size 10m X15m
- Increased number of family/disabled access change facilities located close to facility entrance and the multipurpose pool

A multipurpose pool would be suitable for Aquatic Physiotherapy to assist in the rehabilitation of people recovering from operations and injuries, seniors and people with disabilities and chronic conditions to be regularly independently active and mother and baby classes and early age learn to swim.

While physiotherapy led sessions could be conducted 1-2 times per week depending on demand the clients would ideally then be able to independently attend the warm water pool daily independent of physiotherapists. Other health care providers and disability support services in the area could utilise this facility in the same manner.

Kind Regards,

Graham St Wonthaggi Vic 3995
PO Box 120 Wonthaggi Vic 3995
t 03 5671 3333 f 03 5671 3300
e info@basscoasthealth.org.au
w www.basscoasthealth.org.au
ABN 86 627 309 026

ED20/78777

scope
making it happen

ABN 63 004 280 871
Level 2, 302 Burwood Road
Hawthorn, VIC 3122
PO Box 5094
Glenferrie South, VIC 3122
contact@scopeaust.org.au
(03) 9843 3000
(03) 9843 2030
scopeaust.org.au
disability support services

15th April 2019

To Whom It May Concern,

RE: Bass Coast Aquatic Facility Strategy - Letter of Support

I am pleased to provide this letter in support of the Bass Coast Shire Council Access and Inclusion committee who are advocating on behalf on the Bass Coast community, to urge Government to support the development of new and improved aquatic facilities within the Shire.

Scope provides services to more than 6000 individuals with disability and their families across Victoria, including the Bass Coast. We support people with multiple and complex disability achieve their goals in life, enabling each person to live as an empowered and equal citizen.

Without the necessary circle of supports and infrastructure around them, people with multiple and complex disability have very limited opportunities to engage in sporting programs and other physical activities in the community.

Scope customers currently use the Bass Coast Aquatic Centre in Wonthaggi as is it the only heated pool in Bass Coast. This facility is ageing and does not comply with current Universal Design and Universal Access standards;

- change rooms and access into the pool are very inadequate for people with disability and their support people
- the indoor pool is heated to a warmer temperature only once per week for the benefits of hydrotherapy sessions
- it only has 6 lanes which creates very high demand for all areas of the pool and it is not safe or available for people with disability during peak periods
- there is limited transport options to Wonthaggi making it an 1.5 hour round trip on a regular basis to and from the pool for people with multiple and complex disability.

If more aquatic facilities were available in Bass Coast and the infrastructure was of Universal Design and Universal Access standards, people with disability who wish to access the aquatic programs would be able to use their NDIS core funding in a more comprehensive way; supporting the growth of their physical literacy and gaining the health and wellbeing benefits of swimming and hydrotherapy. Currently, participants are having to adversely funnel their NDIS funds into support workers making significant and often difficult adjustments to support them to get changed and get in and out of the pool and transporting themselves long distances to access the existing facility.

Our aspirations include:

- Bass Coast Aquatic Centre to be structurally renovated to include a purpose built hydrotherapy pool with pool ramp and water-proof chairs, to support people with multiple and complex disability and their support people to access the pool safely and with dignity.

- The development of a brand new purpose built aquatic facility in Cowes to service all residents and holiday communities on Phillip Island.

- All facilities to have a My Changing Places (and adequate adult change facilities), including a height adjustable adult-sized changing bench, a tracking hoist system, adequate space in the changing area for a person with disability and up to two support people, a centrally placed toilet with room either side, a screen or curtain to allow for showering and privacy, wide tear off paper roll to cover the bench, a large waste bin for disposable pads and a non-slip floor.

- A commitment for these new facilities to be Communication Accessible to ensure that staff are trained and have the resources available to support someone with communication difficulties. This includes not only people with disability but also people who do not use English as their native language.

We are calling on the Government to support the development of new and improved aquatic facilities that will cater for the rapidly growing needs of the community, especially those who require access to pool space for rehabilitation, therapy and physical activity.

We aspire to have local facilities that are welcoming, innovative and fully inclusive environments where safety is the priority and fun is the goal for all members and visitors of all ages and abilities.

Yours Sincerely,

ED20/78777

SOUTH GIPPSLAND BASS SWIMMING CLUB

PO Box 890 Wonthaggi VIC 3995
admin@sgbswimclub.com.au
www.sgb.com.au

Whilst we understand the pool development and redevelopment within the Bass Coast shire is a local Government issue, we seek your assistance in helping represent our cause at a State and National level. The type of funds needed to secure the development of a pool is huge, let alone the re development of an existing facility.
The likely hood of the BCSC having this type of funds available is unlikely without some sort of State and National assistance.

South Gippsland Bass Swim Club (SGB) are just 1 user group at the current facility. We are very aware of the promotion and public presence of the Phillip Island Pool users group and are very concerned that the pool in the regional centre will fall by the way side, and subsequently be denied the attention is so very desperately needs amongst the hype and public pressure of Phillip Island residents to develop their pool.

A little about SGB
We were named the Swimming Victoria club of the year this year. Swimming Victoria then nominated us for the Swimming Australia club of the year, in which we also won.
We are currently one of 4 finalists in the Victorian sporting club of the year awards, to be held at Marvel Stadium in Melbourne Wednesday 20th of February. (Imagine what we could achieve with a state of the art facility)
SGB train out of the Wonthaggi pool, South Gippsland Splash facility, Korumburra outdoor pool and on occasion the Cowes Primary pool.

We have strong inclusive practises and a membership of approx 225 swimmers, with a higher female membership base than male.Our swimmers range in age between 5 and 55. Our members are from all over the Bass Coast and South Gippsland Shires.
Our growth is now capped within the Bass Coast shire. The sub standard facility has stunted our growth. The pool and its surrounds are always in some state of repair. The six narrow lanes and pool depth are inadequate to meet the needs of all the user groups.
We are unable to host swimming Victoria approved meets or any major championships. Our swimmers always need to travel outside of our area to achieve their goals.

In a time of higher than average drownings and lack of swimmers completing learn to swim, the issue of the pool development should be of highest priority. We need to ensure that swimmers have access to learn to swim and beyond.

As a facility in a high growth corridor that is a regional centre it is embarrassing and highly inadequate. It doesn't meet the needs of the user groups or the wider community.
The current user groups include, SGB swim Club. Wonthaggi swim club, Phillip Island swim club. Access all abilities Gippsland, Bass Coast specialist school, Bass Coast Health, Wonthaggi under water hockey club, YMCA learn to swim program and YMCA aqua aerobics. Not to mention all the local schools and their learn to swim programs and swimming carnivals.

We really need your help to give the people of the Bass Coast area the best chance at securing additional funding to ensure this precinct is meeting the communities needs now and into the future.

Yours Sincerely,

YMCA We build strong **PEOPLE** strong **FAMILIES** strong **COMMUNITIES**

15th February 2019

Bass Coast Aquatic & Leisure Centre- Aquatic Limitations

The Bass Coast Aquatic & Leisure Centre is in need of a re-development based on the following limitations:

- Infant/ Preschool Lessons can only be offered on one day of the week. The centre increases the pool water to a higher temperature on this one day each week, to facilitate these swimming lessons. The centre currently offers 20 Infant/Preschool classes with 92 enrolments within these classes. South Gippsland SPLASH the centres nearest competitor currently have 281 Infant/Preschool enrolments. If a parent is unavailable on this day, the parent must seek to have swimming lessons at an alternative venue.
- Having a 6 lane pool, limits the number of activities that the centre can offer during peak periods. The centre provides only 1 lap lane for the centres Aquatic members and guests to swim in from 4pm each evening of the week. The centre currently has 182 Aquatic members. This number has stagnated as the centre provides limited opportunities for swimming space to members in the community that work regular business hours.
- The centre has a very large Aqua Movers participation rate. The centre offers 5 Aqua Mover classes each week The centre has had 5,306 attendances to these classes YTD. This is an average of just over 35 participants per class, with a peak attendance of 64 participants in one class in January. The pool cannot adequately cater for this number of participants and have additional activities occurring in the pool.
- The centre does not provide an adequate changing facility to people with additional needs. The change-room provided for people with additional needs is small and lacks proper lifting aids.
- The centre could not facilitate the ongoing school's swimming lesson program for the Inverloch Primary School. The school requested to use a high number of lanes above 5 for their program. The school has been using South Gippsland Splash for their swimming program. A similar issue occurred with San Remo Primary school as their enrolments have grown, the facility had limitation accommodating all students at one time as requested by the school.
- The YMCA would like to provide new and innovative programs that meet the need of a variety of user groups. Due to the current demands on the pool space, many of these programs are unable to be offered. This may include programs such as Aqua yoga, deep water running, triathlon training, rehab programs in warm water.
- On a number of occasions throughout the year the YMCA has enquiries for bookings from groups such as the football club, scouts, CFA for programed activities. On most occasions the YMCA has had turn away these user groups due to insufficient water space.

Feel free to contact me on if you require any further information.

Kindest Regards

YMCA Bass Coast Aquatic & Leisure Centre
P.O.Box 609 WONTHAGGI 3995
Telephone 03 5672 4194
Email Wonthaggi@ymca.org.au

YMCA
We build strong **PEOPLE** strong **FAMILIES** strong **COMMUNITIES**

ED20/78777

INVERLOCH-KONGWAK
FOOTBALL & NETBALL CLUB Inc.
22 SANDYMOUNT AVENUE, INVERLOCH, VIC, 3996
POSTAL ADDRESS: P.O. BOX 143, INVERLOCH, 3996
p: (03) 5674 3664 e: ikfnc@hotmail.com

12.4.2019

Brett Tessari
Mayor Bass Coast Shire Council

Dear Brett,

In the past Inverloch Kongwak Football Netball club have been unable to access the Wonthaggi heated pool during pre- season training, or during the season for recovery sessions. The pool is always taken up with other programs and lacks the space to enable community swimming.
This being the case and in the view of a football club, the need for the development of 50m pool in Wonthaggi is crucial for forecast growth. If we can't gain access now, we will have no hope as the population continues to grow.

- A pool is a good form for rehabilitation from injury and recovery. The inclusion of a hydrotherapy pool or even the warm temperature of an indoor 50m would enhance this even further.

- Having a 50m pool will also be of benefit to preseason training. Due to the lack of availability of the current pool in Wonthaggi this makes it impossible for different community groups such as ours to access.

- Access to those who simply want to swim casually for fun and fitness is a big issue.

The development of a 50m pool in Wonthaggi would be of great benefit to the whole community.

Yours sincerely,

ED20/78777

INVERLOCH-KONGWAK PRIMARY SCHOOLS

Bayview Ave
Inverloch 3996
ph: (03) 56 741 253
e:inverloch.ps@edumail.vic.gov.au

Kids Matter
Principal: Brett Smith
ph: (03) 56 741 253

1445 Wonthaggi - Korumburra Rd
Kongwak 3951
ph: (03) 56 574 224
e:kongwak.ps@edumail.vic.gov.au

Dear Brett Tessari,

After a recent conversation with (SGB Swim Club) regarding the Wonthaggi Pool upgrade, I would like to offer my thoughts from our schools' perspective which I have discussed with our Principal who endorses my stance and the potential it could bring.

We, at the Inverloch/Kongwak Primary Schools, believe an upgrade is a necessity for our local area to cater for competitive swimming and learn to swim programs. An indoor 50m swimming pool will allow for more programs and in regards to competitive swimming a higher standard to be set for locally, which will in turn increase participation and opportunity for local youth in the area.

Other positive outcomes of the pool upgrade:

- Inverloch-Kongwak Primary Schools would more than likely change the School Swimming Carnival/s from the Leongatha Pool as our travel costs would decrease.
- Assures carnivals due to undercover space that allows for different weather conditions
- Students at Inverloch-Kongwak Primary Schools can compete in a standard 50 metre pool. Currently they compete in a 25 metre pool which is detrimental for when they continue onto a higher standard (50 metre pool).
- The Woorayl District could potentially move its Swimming Sports from the outdoor pool to Wonthaggi to remove the variability of weather conditions

I hope you take our thoughts into consideration.

Regards,

Wonthaggi Underwater Hockey Club Inc.



Established 1980

To whom it may concern,

On behalf of the Wonthaggi Underwater Hockey Club, I would like to express our ideas on how the pool could be upgraded to suit the needs of our club and the community. We have been supporting the pool since it opened 39 years ago, and since then we have seen it undergo its' various upgrades. We have coached many state and national representatives and hope to continue this trend with the best playing facilities we can offer. As this depends on how the pool is designed, we would like to put our requests forward to be considered in the planning process for the upgrade. Last year , from our club was captain of the Australian Underwater Hockey team.

In a perfect world an ideal Underwater Hockey pool would be 50 meters long with equal 2.0 to 2.5 meter depth across the pool, with smooth slippery tiles so the puck can slide fast along the bottom. This would make the pool a national standard pool, attracting state titles and other tournaments.

We often host interclub competitions at the Leongatha YMCA due to the size of the pool and the similar depth across the deep and shallow ends. The size of the pool allows us to play two games, one at the shallow end and one at the deep end. If the pool could be extended by a few lanes and a more level depth across the pool, not only would it allow us to host competitions that would bring other Victorian Underwater Hockey clubs, it would increase the playing numbers on Thursday nights. If Wonthaggi had a 50m pool we could even host the National Titles. We have often lost players as they get older because they don't like the shallow pool we have.

Since the last upgrade we have found the grip style tiles to be a hindrance to our game. Obviously they are occupation health and safety requirements of the patrons who use the pool for social swimming which we understand. At Warragul YMCA and MSAC they have smooth tiles, similar to the ones on the walls of the pool. This makes the game much faster, more easily playable and much better for development of skills. Most pools that host tournaments have a smooth bottom. This makes playing quality in line with national standards and attracts more teams to play due to the better facilities. An advantage to players would be having at least the deep end of the pool tiled with smooth tiles. This wouldn't pose a risk to the patron's safety as it is at the deep end of the pool where most wouldn't be able to touch the bottom. This would greatly help our players improve their skills and attract regular interclub competitions.

An important upgrade that would benefit our players would be the water clarity. For the first two decades after the pool opened in 1980, water clarity in the pool allowed players to see from the shallow end to the deep end. In the last 10 years the clarity has been deteriorating to the point now where it is hard to see clearly across the pool. Getting new or an upgraded filtering system would greatly enhance the playing quality of our underwater hockey games and be more enticing for the general public. Everyone likes clear water to swim in.

As we have been supporting the Wonthaggi YMCA and swimming pool for 39 years, hopefully our suggestions could be considered into the planning process of the multi stage upgrades set for the Wonthaggi YMCA complex. Included is a signed list of the current members of the Wonthaggi Underwater Hockey club that would greatly benefit from possible upgrades suggested above. All underwater hockey clubs, teams and players would love to have the best facilities to play in, and if they were offered the Wonthaggi UWH Club would be more than happy to host a competition every three months. If you were to offer a national standard pool to play in, a growing sport could boom in an actively growing town.

The primary requirements for our club to hold state or national competitions are,

1. Clear water.

2. A fast slippery tiled bottom.

3. Water at least 2 metres deep.

I was also involved in starting the Wonthaggi Canoe Polo Club which played at the pool for three years in the late 1980's. This is a great sport but we also found the shallow end a problem. Over the years many people have said that they would like to play water polo as well. This can't happen if you can stand up. All these sports need deeper water.

Yours sincerely,

ED20/78777

WONTHAGGI NORTH PRIMARY SCHOOL No. 3716

ABN: 82 012 612 389

Post Office Box 106, WONTHAGGI 3995
Telephone: (03) 5672 4697 Fax: (03) 5672 1130
Email: wonthaggi.north.ps@edumail.vic.gov.au

Brett Tessari
Mayor Bass Coast Shire Council

Dear Brett,

From the view of a school the need for the development of 50m pool in Wonthaggi are:

- Currently access to the pool is limited due to the large volume of community groups let alone the large number of other schools that also require the use of this facility.
  This lack of access then hinders our ability to meet our Department of Education requirements as shown in the insert that comes directly from the Victorian Curriculum.

Swimming and water safety

The Health and Physical Education curriculum includes four focus areas which have specific reference to swimming and water safety. These are:

- **Fundamental movement skills** (FMS) focus on the development of movement skills that provides the foundation for competent and confident participation in a range of physical activities. Floating and moving the body through water are fundamental movement skills.
- **Safety** (S) addresses safety issues that students may encounter in their daily lives. The content supports students to develop knowledge, understandings and skills to make safe decisions and behave in ways that protect their own safety and that of others, including safe practices when near water, sun safety, use of protective equipment, first aid and emergency care.
- **Lifelong physical activities** (LPA) focus on how participation can enhance health-related fitness and wellbeing across the lifespan. Swimming has been identified as a lifelong physical activity.
- **Challenge and adventure activities** (CA) focus on participation in physical activities designed to challenge the participant physiologically, behaviourally and socially in diverse contexts and environments and includes activities such as triathlon and swimming for performance with a focus on technique.

Development of knowledge and skills relating to survival swimming and basic water safety can significantly reduce a child's drowning risk and enhance community safety.

The Victorian Water Safety Certificate is a Victorian Government initiative, which describes specific competencies that should be achieved by the end of primary school. These competencies identify the knowledge and skills to enable students to safely enjoy water-based activities in calm and shallow aquatic environments. The competencies focus on water safety knowledge, rescue skills, survival sequences and the ability to swim a continuous distance of 50 meters.
Further information to assist teachers' plan and implement swimming and water safety education within the Health and Physical Education curriculum can be accessed from the 'Teaching resources' section, under Health and Physical Education curriculum resources.

- The need for new change rooms that allow the community and schools to be using the facilities in conjunction with one another and in a safe manner that isn't going to compromise both the students and members of the public.

- Currently we have our District swimming in Cowes at a pool that is not safe and conducive to the best swimming conditions. This then hinders our student's ability when they go onto the more competitive levels where they always compete in a 50m pool, thus putting our students at a disadvantage when it comes to school swimming.

The development of a 50m pool in Wonthaggi would be of great benefit to the whole community. Water safety and the skill of swimming is a life skill and is one that is important no matter your age or ability and is therefore an important aspect where all children are exposed to water.

Yours sincerely,

ED20/78777

To whom it may concern,

Wonthaggi Swim club has a long history at the Wonthaggi heated pool. The club has grown and changed shape in recent years, but has always had a home at the Wonthaggi facility.

As the club has grown and developed the pool simply hasn't met the needs of all its user groups. Lane space is at a premium, and has actually resulted in the need for us to integrate our training with SGB swim club.

Wonthaggi swim club caters to the developing swimmer. It is the next step in the progression of a swimmer when they have met all the criteria of the learn to swim programs.

Wonthaggi swim club is part of the South Gippsland swimming association and allows children to develop in the sport of swimming at a pace that isn't determined by competition success. It nurture's swimmers, building their confidence and self-esteem.

It has a short summer competition period of 7 weeks allowing the swimmers to gauge their progression and have some fun outside of training.

Then once our swimmers feel competent, they move onto the more competitive level of swimming with SGB.

The program Wonthaggi runs is very nurturing and highly suited to swimmers of all ages and abilities.

The development of a new facility would allow the program we offer greater reach, and more options for swimmers of all ages, be they new to the sport or older and looking to step back with dropping out.

Without re-development the fantastic competition that is the South Gippsland Swimming association is on borrowed time. This could very easily be the beginning of the end if something is not done sooner rather than later.

We fully support the community, and it's endeavours to have this pool made a priority within the Bass Coast shire.

Yours Sincerely,

ED20/78777

BASS COAST REGIONAL AQUATIC FACILITY

Built 1980

25m 6 lane pool

Currently services the whole of the Bass Coast shire

- Bass Coast is a Regional centre in a high growth corridor.
- The pool in it's current state leaves the people of the Bass Coast disadvantaged.
- This facility is the only community pool in the shire.
- The demand on the pool see's many in the community go without access due to demand.
- The programs run from the pool are all at capacity with no room for growth or future development
- The needs of many user groups within the community are not being met, especially those with mobility issues or a disability.
- The pool is Non compliant
- A tired and aging facility is leaving the whole Bass Coast shire at risk of having no aquatic facility, should the pool finally breakdown beyond repair. It is nearing the end of it's life expectancy

ED20/78777





SHALLOW END DEPTH 0.8M
NARROW LANES

ED20/78777





LACKING IN ATMOSPHERE AND CHARACTER.
DARK AND UNAPPEALING
SPACE IS LIMITED AND DOES NOT MEET THE REQUIREMENTS FOR COMPETITIONS AND EVENTS IN SWIMMING OR UNDERWATER HOCKEY

ED20/78777







POOR ACCESS FOR PEOPLE WITH A DISABILITY.

30 MINUTES TO COMPLETE THE CYCLE OF HELPING SOMEONE IN AND OUT OF THE POOL

STAIRS WITH NO RAMP FOR ACCESS FOR PEOPLE WITH MOBILITY ISSUES

ED20/78777



CRACKS APPEARING IN LOAD BEARING WALLS

ED20/78777







CHANGE ROOMS LACK ACCESSIBILITY WITH A SINGLE ENTRY/EXIT POINT THEY ARE NON COMPLIANT

ED20/78777



SMALL TODDLERS POOL, UNAPPEALING AND NOT SUITABLE FOR ADULTS TO SWIM WITH INFANTS

ED20/78777







AGEING AND STAINED

ED20/78777







CHIPPED AND CRACKED TILES, STEP UP INTO SHOWER.

ED20/78777







RUST, MOULD AND CHIPS CAN BE FOUND IN VARIOUS PLACES AROUND THE POOL

ED20/78777



THE YMCA AQUA MOVERS PROGRAM IS VERY POPULAR.
AN AVERAGE OF 40 PEOPLE ENJOY THESE CLASSES ON A REGULAR BASIS.
OVER SUMMER MONTHS ATTENDANCE GROWS AND HAS BEEN AS MANY AS 62 PEOPLE SQUASHED INTO THE AREA. THIS REDUCES PUBLIC SWIMMING ACCESS TO 1 LANE

A NATIONALLY AWARDED SWIMMING CLUB IS NOW UNABLE TO GROW ITS PROGRAMS AND MEMBERSHIP DUE TO LACK OF ACCESS SOUTH GIPPSLAND BASS SWIMMING CLUB OPERATE OUT OF THE FACILITY.

THE CLUB WAS NAMED AUSTRALIA'S BEST CLUB IN 2017/18

THE WONTHAGGI UNDERWATER HOCKEY CLUB HAS BEEN WELL REPRESENTED AT THE ELITE STATE AND NATIONAL LEVELS
THE CURRENT FACILITY IS NOT MEETING THE NEEDS OF THE CLUB AND CANNOT SUPPORT THEIR TRAINING AND COMPETITION NEEDS.

KIDS GROWING UP IN REGIONAL AREAS SHOULDN'T BE DISADVANTAGED. THE FACILITIES THEY CAN ACCESS SHOULD BE ON PAR WITH THEIR METROPOLITAN PEERS.

[redacted] STARTED HIS SWIMMING CAREER AT WONTHAGGI WITH SGB SWIM CLUB. HE NOW SWIMS FOR [redacted] TO HAVE HIS TRAINING NEEDS MET.

[redacted] HAS ALSO MOVED THE METROPOLITAN CLUB, [redacted] BOTH BOYS HAVE HAD HUGE SUCCESS ON THE NATIONAL STAGE. [redacted] BREAKING MICHAEL KLIM'S 200M BUTTERFLY RECORD AND [redacted] RECENTLY COMING [redacted] IN THE WHOLE OF AUSTRALIA FOR 50M BACKSTROKE FOR [redacted] YEAR OLDS.

- Please hear the calls from the people of the Bass Coast. A new, modern and compliant facility is needed. One that stands out as a State of the art facility that the whole community wants to access.
- We need the support of the Local, State and Federal Governments to see this project come to light.
- Be a thinker, Look into the future and have the creative vision that's needed to make Bass Coast a stand out facility, rather than the difunctional and inadequate facility it currently is.
- Lets make the Bass Coast Regional Aquatics and Leisure centre a bench mark. Something to meet the communities needs, today and well into the future.

Submission 4

Graham Jolly

Bass Coast Shire Council

Chief Executive Officer Ms Ali Wastie.

Mayor Cr Brett Tressari.

Submission to the Draft Budget 2020-21.

Subject: - GARBAGE WASTE CHARGE.

Waste is the greatest problem the population of the World has now and into the future.

I note the Councils Ordinary Council Meeting 17 June 2020 meeting minutes.

Item listing H.9 Contract variation – Environmental Monitoring of landfill sites of which the Councillors approved to an increase in the contract cost.

The cost value of the three year contract (2019-2022) is currently:

- C19015: $258,720 excluding GST.

The variation approved increase for the same contract (C19015) is $171,943 excluding GST.

Totaling $430,663 excluding.

I note item listing H.7 Waste Services Contract Variation – Impact of Recycling Industry Processes of which the Councillors voted to **defer**.

The value of these (10) year contracts (2017-2027) are **currently**:

- C16005: $5,039,248.19 **per annum.**
- C16040: $1,679,223.15 **per annum.**

The details of the deferred variations are as follow:

- **Up to** $1,716,817 (including GST) to Councils Waste Collection Services Contract (C16005) from 1 July 2020 to 30 June 2022) and
- **Up to** $114,155 (including GST) to Councils Management of the Inverloch and Wonthaggi Transfer Station Contract (C16040) from 1 July 2020 to 30 June 2022.

Both recommended variation increases **deferred**.

I note both these variations end in year 2022 and **before** the main contract ending 2027.

1. I **request a reason why the date differences**.

I note the motion for **deferment** at the Ordinary Council Meeting 17 June 2020 reads:

That Council defer consideration of the Waste Contract Variation – Impact of Recycling Industry Processors subject to receiving a report at a future council meeting that provides advice in relation to options to renegotiate with Wonthaggi Recyclers over the $45 per Tonne increase and identifies the risk associated with re-negotiating the existing contract.

I point out the first section of the **deferred** contract variation was reported as:

- **Up to** $1,716,817 (including GST) and

The second section of the **deferred** contract variation was reported as:

- **Up to** $114,155 (including GST).

Totaling $1,830,972 (up to) means the cost could most likely be less to council and ratepayers.

I note the **$45** per Tonne increase component of the **deferred** motion.

The draft budget 2020-21 page 53.

19.8 Rate or unit amount to be levied details waste service charges.

19.9 Estimate total amount to be raised for all garbage charge $13,335,739.

19.10 Estimated to amount to be raised by supplementary charges shows:

- Supplementary rates $400,000.
- Supplementary garbage charge $130,000.

Total Rates and Charges $530,000.

2. **I request the Waste Contracts charge to be costed based on the Tonnage collected and NOT the number of properties. The current Waste contractor to provide Tonnage details.**

3. **I request adjustments to the budget for all waste collection to reflect the new negotiated contract agreed cost.**

4. **I request the State Government Landfill Levy be separated on the rates notice as this charge is a Statutory charge set by the State Government and is paid to the State Government similar to how the Fire Service Levy charge is shown.**

5. **I request the Environmental Monitoring of Landfill sites charge be shown as a separate charge on the rates notice as this charge is a necessary charge brought about by the Victorian Environment Protection Authority.**

6. **I request monthly waste disposal Tonnage collection details be recorded and bar graphed by council and for the details to be presented to an Ordinary Council meeting as part of the Quarterly Financial Report.**

7. **I request a waste education allowance funds be included in the budget to provide for a yearly bus to transport interested ratepayers (by appointment) once a year to visit all sites council uses as per the Waste Contract to dispose of Landfill waste, Green waste and recycle waste. An education leaflet could then be handed out with advice about the various sites and the effects of waste to the Bass Coast Shire and its people.**

Yours Sincerely

Submission 5

Meryl and Hartley Tobin

From:
To: Bass Coast Mailbox
Subject: Attn CEO: Draft Budget 2020/21 Submsn
Date: Saturday, 4 July 2020 3:05:48 PM
Attachments: BCS 200704 Amendmt Draft Budget 2020 21.doc

To: Ms Ali Wastie
CEO
Bass Coast Shire Council
PO Box 118,
WONTHAGGI VIC 3995
basscoast@basscoast.vic.gov.au

Dear Ms Wastie,

We would like to draw your attention to two very important conservation issues regarding areas we consider should be included in any register of Bass Coast Shire's Distinctive Areas and Landscapes.

(1) The GMH Proving Ground, Lang Lang which recently came up for sale. Though Council has voted to ask the State Government to buy this site for the community, and we presume the State Government has now been asked, the Government might not buy it. To ensure the site is protected *in perpetuity*, it needs an overlay over it. Please take urgent action to do this.

(2) The Grantville Grass Tree forest. Recently we learned most of this forest is on a sand extraction site adjacent to the Grantville Nature Conservation Reserve (GCNR) and under a work authority. Most of the remaining part of the forest is in the GNCR but on the buffer zone adjacent to the sand mine. Though this means the flora on it cannot be touched, it also means the public cannot access it until after the end of the life of the sand mine and any subsequent revegetation of the sand mine. Please take immediate action to rectify this situation and save arguably one of the top sites in the whole of Australia for grass trees.

In the Budget money needs to be set aside. Therefore we are putting forward a submission for an amendment to your Draft Budget 2020/21. You will find a copy attached.

Best wishes in all efforts to preserve our natural environment and keep the Bass Coast Shire one of the most beautiful places in Victoria to live.

SUBMISSION RE DRAFT BUDGET, 2020/21

To: Ms Ali Wastie
CEO
Bass Coast Shire Council
PO Box 118,
WONTHAGGI VIC 3995
basscoast@basscoast.vic.gov.au

Congratulations on all moves to protect priceless environmental assets in the Bass Coast Shire. We welcome Council's support for the Yallock-Bulluk Marine and Coastal Park, its interest in the establishment of the Dinosaur Trail, its request to the State Government to purchase the Lang Lang GMH Proving Ground site to protect its environmental, coastal and cultural assets, its decision not to allow the Maher's Landing marina proposal in Inverloch to go ahead, and its interest in the Grantville Grass Tree forest.

However, we would like to draw your attention to the two very important conservation issues relating to two significant Distinctive Areas and Landscapes in the Bass Coast Shire and needing immediate action to protect them. As such action would incur cost, the Draft Budget needs amending to take this into account.

(1) The GMH Proving Ground, Lang Lang which recently came up for sale. Though Council has voted to ask the State Government to buy this site for the community, and we presume the State Government has now been asked, it might not buy the site. To ensure the site is protected *in perpetuity*, it needs an overlay over it. Please take urgent action to do this and include costing of it by amending the Draft Budget.

For background, please see numerous articles in the *Bass Coast Post*, the most recent being on https://www.basscoastpost.com/news/holden-bushlands-campaign-powers-up.

(2) The regionally significant Grantville Grass Tree forest. Recently we learned most of this forest is on land under a work authority for sand mining. The mine site is adjacent to the Grantville Nature Conservation Reserve (GNCR). Though most of the remaining part of the forest is in the GNCR, it is also part of the sand mine's buffer zone as it is adjacent to the mine site. While this means its flora cannot be touched, it also means it cannot be accessed until the end of the life of the sand mine and any subsequent revegetation of the site. Please take action to rectify this situation and save, arguably, one of the top sites in the whole of Australia for the iconic Grass Tree.

For background, please see articles in the *Bass Coast Post* on https://www.basscoastpost.com/meryl-brown-tobin/the-magic-forest and https://www.basscoastpost.com/meryl-brown-tobin/saving-the-magic-forest.

Best wishes in your efforts to preserve *all* Distinctive Areas and Landscapes in our Shire and only allow sustainable development.

Submission 6

Janne and Bill Morrison

From:
To: Bass Coast Mailbox
Subject: Attn: Ali Wastie, CEO - Draft Budget/Holden Proving Ground/Grantville Grass Tree Forest
Date: Sunday, 5 July 2020 4:58:47 PM

Dear Ms Wastie - Please see email below I have sent to Councillors.

From:
Sent: Sunday, 5 July 2020 4:55 PM
To: Geoff.Ellis@basscoast.vic.gov.au <Geoff.Ellis@basscoast.vic.gov.au>; Clare Le Serve <clare.leserve@basscoast.vic.gov.au>; stephen.fullarton@basscoast.vic.gov.au <stephen.fullarton@basscoast.vic.gov.au>; pamela.rothfield@basscoast.vic.gov.au <pamela.rothfield@basscoast.vic.gov.au>; Bruce Kent <Bruce.Kent@basscoast.vic.gov.au>; julian.brown@basscoast.vic.gov.au <julian.brown@basscoast.vic.gov.au>; les.larke@basscoast.vic.gov.au <les.larke@basscoast.vic.gov.au>; Brett.Tessari@basscoast.vic.gov.au <Brett.Tessari@basscoast.vic.gov.au>; michael.whelan@basscoast.vic.gov.au <michael.whelan@basscoast.vic.gov.au>
Subject: Draft Budget/Holden Proving Ground/Grantville Grass Tree Forest

Dear Councillors - I wish to add my support to the efforts you have already made to the Government requesting purchase of the Holden Proving Ground land and hold it in perpetuity to preserve and protect the flora and fauna in this corridor.

I encourage you to make provision in your Draft Budget to enable an urgent overlay protection be placed on this site to ensure it remains protected and as a part of the Distinctive Areas and Landscapes which is so important and valuable to the Bass Coast.

The second area which will require your input for protection is the distinctive Grantville Grass Tree Forest which is on a buffer zone adjacent to the sand extraction site.

Please keep up the good work you are undertaking to protect our greatly loved Bass Coast from overdevelopment and to act as a showcase Council for respecting the community's wishes of enhancing the areas natural attributes.

Submission 7

Graham Jolly

DEFERED, CARRYOVERS AS OF 31-3-2020 FOR 2020-21 BUDGET

COUNCIL SPREADSHEET DATED 19 FEBRUARY 2020

3rd Quarter Financial Report Carryover details.

TOTAL PROJECTS 18

PROJECT No.	PROJECT DESCRIPTION	VARIANCE BETWEEN YTD ACTUALS & PROPOSED FORECAST $	Project Complete %	PROGRESS COMMENTS
100528	Building - Renewal Design 2020/21 Drysdale Street Kinder	49863	0	Reallocation from Building Renewal Design Program Budget. Design being prepared. Funds will be carried over to the 2020-21 financial year.
100529	Building - Renewal Design 2020/21 Inverloch Kinder Kinder	50000	0	Relocation from Building Renewal Design Program budget. Design being prepared. Funds will be carried over to the 2020-21 financial year.
100251	Cowes Jetty Triangle & Plazza redevelopment (design & con	46898	100	Project completed July 2019. there are some outstanding defects currently being negotiated & finalised with the contractor. These defect work are anticipated to be completed by end of 2020.
100386	Olive Justice Park Master Plan	25000	0	This project will be carried over for completion in the 2020-21 financial year.
100387	Beachcomber YCW Activity Area Master Plan, BBQ, Shelter & Picnic Area	108140	45	Detailed design almost complete. Quotation & award of works expected in in quarter 4. Construction works to be undertaken in the 2020-21 financial Yr.
100400	Marine Strutures Renewal (New Program)	159769	100	Rhyll Jetty strengthening works completed in April 2020.
100459	Regional Skate Park and Play Space	1488684	5	Investigation works underway. Expected completion in the 2020-21 financial year.
100490	Wonthaggi Activity Centre Plan Priorities 2019/20	352910	50	Apex Park play space has been awarded & anticipated to be complete in July 2020. Quotation & award for Apex Park Landscape Design expected in quarter 4. Construction works expected to be completed in the 2020-21 financial year.
100493	Corinella tennis Court Renewal	670810	25	Works underway. Expected completion in the 2020-21 financial year.
100522	Open Space Renewal Cape Paterson Boat Ramp Retaining Wall	46023	70	Preliminary investigations completed. Expected completion in the 2020-21 financial year.
100526	Open Space Renewal Marine Structures	148269	100	Project completed. Funds to be carried over into 2020-21 financial year.
100376	PBN Surf Parade Inverloch - Veronica St to Goroke St	1544467	10	This project has been idenified to carry over into the 2020-21 financial Yr.
100505	Storm Water Group - Bayview Ave Tenby Point - WSUD	217642	5	Preliminary Investigations underway. Expected completion in the 2020-21 financial year.
100591	Rural Road Design - Loch Wonthaggi Rd Intn G'Ville Glen Alvie	47623	30	Detailed design underway.
100375	Stratigic land acquistion - Phillip Island	1992635	5	land acquistion process is underway. Expected completion in the 2020-21 financial year.
100446	Street Decoration - Banner Pole Renewal	20134	0	Expected completion in the 2020-21 financial year.
100447	Street Decoration Renewal	44160	0	Expected completion in the 2020-21 financial year.
100489	Phillip Island Transfer Station & Depot Facility Land Acq	218528	5	Expected completion in the 2020-21 financial year.
	TOTAL 1 $	**7,231,555.00**		

DEFERRED PROJECTS. PROJECTS 2.

100506	**Urban Pavement - Baillieu St E Wonthaggi McBride to McKenzie**	21000	45	**Detailed design complete. Construction deferred to the 2020-21 financial year.**
100611	**Shetland Heights Rd Special Charge Scheme Planning & Investigation**	42123	0	**This project has been deferred. Funds to be carried over to the 2020-21 financial year.**
	TOTAL 2 $	**63,123**		
	TOTALS 1 + 2 $	**7,294,678.00**		

DEFERRED PROJECT FUNDS USED FOR RELIEF. PROJECT 1.

100491	**Bass Coast Entry Signage**	**$ 200,000.00**	5	**Council decision to defer this project & the funds be reallocated to the Community Relief Fund.**

MULTI YEAR PROJECTS SPANNING 2019-20 TO 2020-21. TOTAL PROJECTS 5.

100124	**Cowes Cultural & Community Centre (detailed design)**	334,957	10	**Council has elected to pursue design of new building as per detailed report presented at Ordinary Meeting on 16 October 2019. This is a Multi Year project.**
100484	**Cowes PICAL Building**	1,555,383	5	**Land has been purchased & settled.Project scope being refined to meet requirements for new site. Planning permit is reqiured. This is a Multi Year project. Program budget has been allocated to projects 100528, 100529 & 100530**
100113	**Pioneer Bay Drainage Strategy Outlet Works**	368,821	45	**Improvements. This is Council's contribution to Melbourne Water trunk drain & diversion pit which intergrates with Council's road & drainage upgrade.**
100374	**Pioneer Bay roads & drainage special charge scheme.**	4,280,940	60	**Tender award expected in quarter 4. Works to be conducted in accordance with Melbourne Water's trunk drain improvement project. This is a Multi Year project.**
100496	**Local Road safety Improvement Program - Soldiers/Agar Rd int**	176,500	35	**Detailed design is being finalised. This is a Multi Year project.**
	TOTAL $	**6,716,601**		
	CARRYOVER, DEFERRED PROJECTS & MULTI YEAR PROJECT TOTAL $	**14,011,279**		

2019-20 Approved Budget Capital Works Pojects

	PROPERTY	5,872,000	
	PLANT AND EQUIPMENT	1,920,000	
	INFRASTRUCTURE	13,371,000	
	TOTAL $	**21,163,000**	
	CARRYOVERS FOR YEAR 2019 $	**9,630**	**VALUE TO BE CHECKED. IT WAS IN !ST QUARTER FINANCIAL REPORT**

Bass Coast Shire Council

Chief Executive Officer Ms Ali Wastie.

Mayor Cr Brett Tressari.

Submission to the Draft Budget 2020-21.

6 July 2020

Subject: - DEFERED, CARRYOVERS AND MULYI-YEAR PROJECTS MOVED FROM 2019-20 TO 2020-21 YEAR.

The Bass Coast Shire Council has a statutory requirement to carry out the objectives and abide by the laws of the Local Government Act 2020, which became law on the 24 March 2020. The Local Government Act 2020 includes parts of the Local Government Act 1989.

I reference the Ordinary Council meeting minutes 20 May 2020.

H6 2019/2020 Major Initiatives, Finance and Capital Works Third Quarter Report page 62 to 70.

Attachments AT-1, AT-2, At-3.

The motion to Councillors was carried.

The Local Government Act 2020 allows council the right to revise its budget when there is a need to do so in the interest of its ratepayers.

Section 95 and 96 of the Local Government Act 2020 reads as follows:

Section **95 Revised Budget.**

(1) A Council must prepare and adopt a revised budget before the Council –
(a) Can make a variation to the declared rates or charges; or
(b) Can undertake any borrowings that have not been approved in the budget; or
(c) Can make a change to the budget that the Council considers should be the subject of **community engagement**.
(2) The Council must ensure that a revised budget contains all the information prescribed by the regulations.
(3) A Council must adopt a revised budget as soon as is practicable **after** it has been developed.

Section **96 Preparation of budget or revised budget.**

(1) A Council must develop the budget and any revised budget in accordance with –
(a) the financial management principles; and
(b) **subject to subsection (2), its community engagement policy.**
(2) A Council may develop the first budget under section 94 in accordance with section 223 of the **Local Government Act 1989** if the Council has not adopted its first community engagement policy at the time that the budget is being developed.

I now refer to my attached spreadsheet (details from council spreadsheet) which lists all the Deferred, Carryover and Multi-Year Capital Works Projects Councillors approved to be projects undertaken during the financial year 2020-2021.

The spreadsheet comprises of:

Deferred Projects 3.

Carryover Projects 18.

Multi-Year Projects 5.

TOTAL PROJECT 26.

I understand the remaining budget revenue for each of the above projects becomes listed a **RESERVES** FUNDS and recorded as such in the draft budget 2020-21 seeking comment.

1. I request the Manager of Governance of the Bass Coast Shire Council to quantify Sections 95 and 96 of the Local Government Act 2020 in the interest of all ratepayers and why ratepayers were not informed of the 2019-20 budget being revised.

2. I request the Section 95 (c) of the Local Government Act 2020 as understood by council to be interpreted.

3. I request the Manager of Governance of the Bass Coast Shire Council to **quantify and explain** why the Deferred, Carryover and Multi-Year projects Councillors approved (20 May 2020 Ordinary Council Meeting) to be moved into a new budget year being the following budget year 2020-21 and not show as an attachment listing with all financial details as part of the draft budget 2020-21.

4. I request the Deferred, Carryover and Multi-Year Projects listed in the Third Quarter Financial Report (31 March 2020) be included into the budget 2020-21 as an attached appendix spreadsheet showing full detail, which include financial sources and in some cases where projects are in work the outstanding financial remaining budget allowance.

I request a written reply.

Yours Sincerely

Submission 8

Trevor Brown

26/07/20
Re. Council Budget 2020/21

These are my questions re the above Budget: -

1) Heading – "New Funding" This item lists several projects being allocated funding and they total $920,000.00 of expenditure. All of this expenditure is to be used on the creation of plans in relation to these projects. There is in fact no substance or actual work to be undertaken. My questions on this item are: - a) how much of this expenditure is internal and how much is outsourced? b) While it is essential to be making plans for future capital works, why, in this trying and difficult year are these funds and resources not being allocated towards the completion of current projects? c) Why not increase the support projects like Affordable Housing and/or business support? It would seem to me that putting the creation of plans, which may or may not go ahead, off for twelve months, at this particular, time would not damage their future development. Dare I mention these funds could be used to push through protection for the GM testing site currently very much in the news?
2) Heading – "Investment in Capital Projects" The figure recorded in the Budget is 27 97 Million. However the items listed only add to 19.67 Million. This leaves an unexplained amount of 8.3 Million or in fact approximately 30% of the total amount to be expended. This is a significant percentage and a significant amount not explained. I cannot see that there would be sufficient small value items, of capital expenditure, to account for this lack of detail.
3) Heading – "More Specific Items" This list totals 9.86 Million of the 27.97 Million to be expended and records items as small as 250 Thousand. Therefore the budget papers, in fact, show details of, capital expenditure, totalling 9.86 Million or approximately 33% of the total spend. My question is why is there not detail of a significant portion of the remaining two thirds of the capital expenditure budgeted for?
4) Heading – "Complete Council's Core System Implementation" This shows an amount of 1.65 Million to be expended in this budget. It is also stated that this project began September 2016. Therefore this will be the fifth year of its life and service. My questions are: a) what is the total spend on this Core System? b) What is the system's foreseeable life? c) Where is it shown on previous budgets? d) Is this the final payment? e) What is the ongoing maintenance cost?
5) Heading – "Council Rates" The budget indicates that the Council has been able to keep the rate increase to the State Government required 2% However later in the budget papers it is stated that the actual rate increase across the board is 3.3%. Which would seem to be a little ambiguous? I am having difficulty understanding the figure of 3.3% the budget papers state that the Council has used revised property valuations in order to calculate its rateable remuneration. This revaluation is on average 4%. However for residential properties it is 3.6% Therefore Residential properties rated on adjusted valuations of plus 3.6% at an increased rate of 2% would in fact be subject to a rate increase of 5%. How do you explain this in terms of the budget papers? Further to this the comparison of total rate revenue between 2019/20 and 2020/21 shown on page 51 of the budget papers shows an increase of 4%
6) Heading – "Income Statement – Employee Costs" Why are employee costs, without a staff increase, budgeted to increase by 7.1% during the 2021/22 financial year, when the budget papers clearly state that increases to staff remuneration is to be maintained at 1.8% per annum until June 2022? This item of expenditure remains fairly constant from 2019/20 to 2020/21 and some adjustment during 2021/22 could be justified as a catch up for some staff who have foregone increases during the 2020/21 year but. not 7.1%

Submission 9

Grantville Business and Community Association

From: Cr Clare Le Serve
To: Councillor Support
Cc: Cr Bruce Kent; Cr Geoff Ellis
Subject: Fw: Grantville Business & Community Association - Budget Submission Request
Date: Monday, 13 July 2020 6:12:16 PM
Attachments: Outlook-gd0vii3y.png

CS please see below 3 Budget Submission Requests from the Grantville Business & Community Association. Could you please forward to the relevant Officers for consideration. Thanks Clare

Project 1 - Pathway Grantville Walking Track (Previously submitted by Cr Kent) see below email

Cr Bruce Kent
Sun 5/07/2020 8:52 AM

To: Councillor Support **+2 others**

Date: 2/7/20 8:44 pm (GMT+10:00)
To: Cr Bruce Kent <Bruce.Kent@basscoast.vic.gov.au>
Subject: Walking Track - Grantville to Corinella Turnoff

Hi Bruce,

Hoping this email finds you well. I am writing to you in relation to the above project.

had a meeting on Tuesday the 30th June with in relation to the walking/riding track. We are looking at getting a continuation of the existing walking track that starts at Pioneer Bay and ends at Maru Koala Park (service Road) to go up to the Corinella Turnoff where it will join the track going to the Bass Valley Primary School.

This walking track is 6th on the priority list with the Council. In order for delivery of this pathway a feasibility study and detailed design would need to be completed to get the project shovel ready for funding. This planning work is scheduled in Council's long-term financial plan, but not for a couple of years. suggested that we do a submission to let Council know that the residents of Grantville are all for this walking/riding track. I placed a notice in the Grantville and District Noticeboard on the internet and within 24

hours had 161 people all with positive responses to this project. also suggested that we apply for funding from the Capital Works Fund to go towards the study and design. She recommended that we get our local Councillors on board so that is why I am writing to you. I need to write a submission but not really sure how I do this as I have never written one before if you have any ideas on how I go about this that would be really good. Hoping to hear from you soon as I would like to get on to this before the budget is done for the Capital Works Fund.

Thank you,

Request - $25,000 for a feasibility study (advise from Officers requested on costs)

Project 2 - Grantville Amphitheatre Shelter

This project has been presented to Council via email previously and the GBCA request assistance in funds to do the preliminary costings and designs. Project planning of this much needed community asset, which is vital to be shovel ready for further funding when it becomes available. This community asset would create a protected space that would allow for year around events. The area is currently underutilized given the 'concrete heat' effect in summer and cold windy wet space in the winter months. The COVID-19 pandemic has highlighted the need for community outdoor safe space . We aim to bring the community together in a event space that is comfortable and inviting. Council Officers are aware of this project and the GBCA request guidance in resources, engineering and design consultants.

Request - $25,000

Project 3 - Community Development Worker for Grantville

The GBCA request that Council appoint a Community Development worker to the Grantville district to assist in the rebuilding of the community, the reconnecting of Grantville as the gateway to Bass Coast including building township relationships and business support.
This worker would be apart of the Bass Coast 'Working for Victoria Initiative' funding. This worker would assist Grantville with improvising it's much-needed community support base, local services to Grantville and surrounding areas including the hinterland communities and Pioneer Bay. This vital support and assistance would aid in boosting the local economy which has stalled in the COVID-19 crisis.

Request - Funding as apart of the 'Working for Victoria' Program

Submission 10

Tim Herring and Tenby Point Residents Association

Subject: FW: Tenby Point Residents Association List of Minor Projects
Date: Thursday, 16 July 2020 9:03:25 AM

Sent: Tuesday, 30 June 2020 12:46 PM
To: Councillor Support <councillorsupport@basscoast.vic.gov.au>

Subject: Tenby Point Residents Association List of Minor Projects

Geoff mentioned at our last meeting that the BCSC closing year budget may be able to identify some unspent funds in 2019/20.
TPRA has put together a short list of minor projects for Council to consider.
We decided not to try and cost these projects, as Council would have superior expertise in this area.

List as follows:

1. Council to plant appropriate plants and shrubs in the four blocks in Tenby Point owned by Council.
2. Re-establishing manna gums for a future koala coastal corridor connecting the mouth of the Bass River with Lang Lang (or part of this potential corridor)
3. Replacement of the Tenby Point noticeboard at the bus stop in Argent Road adjacent to Guy Road (the old one is in bad repair).

We decided to keep the list short and realistic in the hope of improved probability of success!

Please pass through this list to the appropriate person in Council.

Best regards,

Submission 11

Danny Luna

PROPOSED 2020/21 BUDGET SUBMISSION

1. SUMMARY

I submit that the proposed 2020/21 annual service charge for the collection and disposal of refuse (the garbage charge), is based upon a flawed model which includes expenditure and revenue for items that seem to have no relevance to the service provided. When these items are removed from the model, the resultant charge is significantly lower than that proposed in the budget.

2. BACKGROUND

a) The garbage charge is levied by Council for each rateable land and non-rateable land (or part) in respect of which a service is provided and an annual service charge may be levied.

b) The purpose of the charge is to recoup the costs of providing a waste collection and disposal service via the kerbside collection and disposal of refuse (organics, recycling, general waste and in some cases, hard waste collected from inside property boundaries).

c) Not all rateable properties are levied the garbage charge (e.g. vacant land, some farm- land and land that is not withing the collection zones, are not levied). Similarly, some non-rateable properties are levied the charge because the service is provided (e.g. land used for charitable purposes and land used for religious purposes).

d) These exclusions and inclusions are important because they reinforce the fact that the garage charge is levied for a specific purpose, i.e. for the collection and disposal of waste that is generated from within the levied property, and goes into the red, green, and yellow bins and the hard waste collection service. The charge can be levied irrespective of whether the land in question is rateable or not. In contrast, general services are funded from rate revenue and a wide range of other sources of revenue.

e) It follows then, that only those items of expenditure and income relevant to calculating the charge should be allocated to this specific service. Yet there are other items of expenditure and revenue, that seem to have no relevance to the service, that have been included in the calculation of the garbage charge. In my view, this has resulted in an excessively high charge which seeks to recover more than the costs associated with providing this service.

3. REVIEW OF COSTS & REVENUE

I have obtained the data used by Council to calculate the proposed garbage charge. I propose an alternate model which excludes certain items of expenditure and revenue (shaded), as set out below.

Garbge charge calculation model				
	Charge proposed by Council	**Alternate model**	**Difference**	**Comments**
Expenditure				
Annual aftercare	$ 88,000	$ 88,000	$ -	
Recycling costs	$ 1,970,000	$ 1,970,000	$ -	
Refuse collection - public litter bins	$ 927,000	$ -	-$ 927,000	Not part of service
Refuse collection - public litter bins, maintenance	$ 15,000	$ -	-$ 15,000	Not part of service
Refuse collection costs	$ 1,250,000	$ 1,250,000	$ -	
Hard waste	$ 77,000	$ 77,000	$ -	
FOGO (Organics)	$ 2,700,000	$ 2,700,000	$ -	
Waste centre operations - Grantville landfill	$ 1,311,000	$ 1,311,000	$ -	
EPA levies	$ 830,000	$ 830,000	$ -	
Free bin & bag waste	$ 3,500	$ 3,500	$ -	
Grantville transfer station	$ 810,000	$ -	-$ 810,000	Not part of service
Inverloch transfer station	$ 240,000	$ -	-$ 240,000	Not part of service
Wonthaggi transfer station	$ 474,000	$ -	-$ 474,000	Not part of service
Environmental compliance	$ 230,000	$ -	-$ 230,000	Not part of service
Waste education & awareness	$ 51,500	$ 51,500	$ -	
Cowes recycling bank	$ 398,000	$ -	-$ 398,000	Not part of service
Green waste amnesty	$ 100,000	$ -	-$ 100,000	Not part of service
Municipal waste services (staff costs)	$ 490,000.00	$ 490,000	$ -	
Sub-totals	**$ 11,965,000**	**$ 8,771,000**	-$3,194,000	
Capital costs	$ 2,068,000	$ 318,000	-$1,750,000	Excludes $1.75 million capital expenditure not associated with the service e.g transfer stations.
Sub-totals	**$ 14,033,000**	**$ 9,089,000**	-$4,944,000	
Corporate overheads @ 12%	**$ 1,683,960**	**$ 1,090,680**	-$ 593,280	
Total expenditure	**$ 15,716,960**	**$ 10,179,680**	-$5,537,280	
Revenue			$ -	
Waste centres income (transfer stations Grantville, Inverloch & Wonthaggi)	-$ 2,235,000	$ -	$2,235,000	Not part of service
Hard waste fees	-$ 34,000	-$ 34,000	$ -	
Cowes recycling bank	-$ 124,000	$ -	$ 124,000	Not part of service
Education contribution	-$ 58,000	-$ 58,000	$ -	
Total revenue	**-$ 2,451,000**	**-$ 92,000**	$2,359,000	
Net cost	**$ 13,265,960**	**$ 10,087,680**	**-$3,178,280**	
Number of garbage assessments	26,860	26,860	$ -	
Proposed charge per assessment	**$ 496**	**$ 376**	**-$ 120**	

My arguments in support of the alternate model are as follow.

a) **Public litter bins** – the inclusion of the costs of collecting and disposing of waste from public bins seems to have no logical connection to the kerbside waste collection service or charge. This waste is not attributable to individual tenements, for which the charge is levied, and instead is generated by ratepayers and visitors to commercial areas, parks, beaches, reserves, small scale events etc.

The collection and disposal of this waste is part of general services that Council provides to improve public amenity, health and safety and attract visitors and generate economic activity across the Shire. A case in point is the cost of disposing of large amounts of public bin waste from holiday areas such as Phillip Island and Inverloch during the busy holiday seasons. How is that attributable to

the kerbside collection service? These costs should be funded from other sources of revenue such as rates.

b) Transfer stations (Grantville, Inverloch & Wonthaggi)

These stations operate for the disposal of waste (other than that included in the garbage charge) generated by the general public, which can include ratepayers, visitors and anyone for that matter as long as they pay the appropriate fee, where applicable.

From my understanding, none of the kerbside waste that is collected from the red, green, and yellow bins makes its way into the transfer stations and goes directly into landfill, recycling, or composting streams. So why is the cost and revenue of operating these facilities included in the garbage charge?

c) Environmental compliance (monitoring of landfill sites) – At its June 2020 meeting, Council approved a contract variation to the landfill Environmental Monitoring Contract for the Grantville, Wonthaggi, and Rhyll landfill sites. The minutes note that ***"the cost will be considered in future annual budgets and accommodated within the garbage charge".***

This is interesting because as far as I'm aware the only landfill that is still operating in the Shire is the one at Grantville. The Rhyll transfer station was closed in 2013 and the landfill on that site hadn't operated for years before that. The Wonthaggi landfill hasn't operated for close to 30 years.

How can the cost of monitoring these two sites be "accommodated" in the garbage charge when no waste that is collected through the three-bin system is going into these two landfill sites and hasn't done so for many, many years? Where is the connection between the cost and the proposed garbage service?

The only landfill site taking waste is in Grantville. One could perhaps mount an argument that because Grantville is still processing landfill waste, that its share of the monitoring costs could be included in the garbage charge, except that the monitoring is for closed cells that no longer take waste.

The monitoring of these sites should be a response to a regulatory framework (including EPA licencing) relating to an historical environmental legacy that has nothing to do with the current service. The associated costs therefore should be met through the Sustainable Environment Management objective in the budget and funded through rates and other sources of revenue.

d) Cowes recycling bank – again**,** the inclusion of the costs and revenue of operating this facility seems to have no connection to the kerbside waste collection service or charge.

e) Green waste amnesty – Council's website states that this service is provided each year to encourage residents to prepare for the fire season. This service is available to everyone (all ratepayers including owners of land who don't pay the

garbage charge, visitors, non-residents, and anyone for that matter.) Why then is this service funded exclusively by those who pay the garbage charge when the whole community benefits from what is essentially a community safety service?

f) **Landfill levy rates –** The Victorian Government, as part of its COVID-19 response, has deferred the planned increase to landfill levy rates for the first six months of the 2020/21 financial year.

This suggests that the financial impact on the budget of the otherwise expected 30% annual increase in the levy will be halved to 15% effective across the full year, (barring any significant variances in waste volumes expected to go to landfill in the first and second parts of the year). Yet the proposed budget (page 49) shows an increase in landfill levy costs of 46% for the 2020/21 financial year compared to the forecast actual for 2019/20. Has the levy increase deferral been accounted for in the budget and the garbage charge calculation model? If so, how is the large increase in budgeted costs explained? Is any of the landfill levy allocated to landfill waste generated through public bins and transfer stations?

g) **Capital expenditure –** the calculation of the charge includes a rolling capital expenditure charge of $2.068 million that considers the capital costs associated with the collection and disposal of waste connected to this service.

However, I've been advised that $1.75 million of this amount relates to the capital costs of the Phillip Island transfer station which, as I've argued above, has no relevance to the service. This leaves a net amount of $318,000 included in the alternate model. I've asked for the details about what this amount covers but that has not been provided to date.

In my view, the only capital expenditure that should be included is that clearly associated with the service such as the building of waste cells at Grantville, because that is where the landfill waste is deposited. The capital expenditure therefore needs to be reduced by $1.75 million to eliminate costs not associated with the service. The remaining $318,000 needs to be analysed further to determine its relevance to the charge.

h) **Allocation of costs –** it would appear that every dollar of expenditure and revenue for waste services included in the proposed budget, has been included in the calculation of the garbage charge, even though as set out above, there are items included that seem to have no logical connection with the service.

This is evident as the expenditure and revenue shown under "Waste" at page 18 of the proposed budget, exactly match the figures used to calculate the garbage charge, once capital costs and corporate overheads are added in.

An excerpt from that page describes the service as follows-

> *"This service provides the effective management of Council's waste services including the contracted collection of domestic, smaller commercial, public place garbage and recycling and domestic hard waste. This service monitors and investigates reports of illegally dumped rubbish and litter including issuing compliance notices and infringements and aims to reduce waste to landfill in accordance with the State Government's "Towards Zero Waste" strategy through waste and recycling education programs."*

This part of the budget shows that everything to do with waste, irrespective of where the waste is generated or disposed of, and is totally recovered via the garbage charge (even the cost of compliance and issuing fines for littering), as illustrated below.

Expenditure	$11,965
Revenue	$(2,451)
Net cost as per proposed budget (page 18)	**$9,514**
Add additional costs as per calculation model	
Capital	$2,068
Corporate overheads	$1,692
Total net cost = garbage charge revenue	**$13,266**

It seems inconceivable that all these costs are recovered from one category of taxpayer – those levied the garbage charge. How can it be that that not one dollar of waste costs is attributable (through rates) to anyone other than those people who pay to put their bins out each week, when waste is collected and disposed of from other areas across the Shire from sources such as public bins, transfer stations, recycling bank, green waste amnesty etc as discussed above?

i) **Apportionment of costs –** Even where certain types of expenditure and revenue appear relevant to the garbage charge, the budget and the garbage charge calculation model seem to indicate that 100% of such costs are attributable exclusively to the waste that goes into the red, green and yellow bins.

Therefore, the management of waste generated from other areas (for example public litter bins, transfer stations, private waste contractors etc) seems to attract **no** EPA levies, staff costs, capital costs, Grantville landfill site costs, waste education costs, environmental compliance costs and so on.

Are any Council resources applied to other aspects of waste management or are they all lumped only into the garbage charge? If so, how can that be? The costs apportionment model needs to be reviewed whereby costs are apportioned to all relevant cost centres according to function and activity levels, and not just lumped into the garbage charge.

j) **Entire costs? –** It's not clear if some costs are spread across more than one area in Council's calculation model. For example, "recycling costs" are shown as $1.97 million. Is this amount exclusively for collecting and disposing of kerbside recycle material or does it also include recycling materials from public bins, transfer stations and the Cowes recycling bank? The same question can be asked for "refuse collection" costs of $1.25 million. Is this exclusively for the collection and disposal of kerbside landfill waste? If these costs aren't exclusively for kerbside waste, then an adjustment needs to be done to these costs for the purpose of calculating the charge.

k) **Bass coast Shire Council Waste Management Strategy –** The budget refers to this strategy as a way to divert kerbside waste from landfill. This document makes for interesting reading –

- Page 66 - One of the strategic outcomes is to have kerbside waste services fees imposed to be proportional to total waste generated (i.e. polluter pays principle). This would suggest that the people who generate kerbside waste should only pay for their share of the collection and disposal of such waste, yet this does not seem to be the case in practice.

- Page 42 – at item 6.5 provides a lot of interesting information about the extent of waste that is collected and disposed of, other than that generated by those ratepayers who are levied the garbage charge. This reinforces the point that the cost of waste management is not equitably apportioned on the polluter pays principle, but rather wholly apportioned to one category of taxpayers – garbage charge payers.

4. DECLARATION OF 2019/20 RATES AND CHARGES

In preparing this submission, I referred to Council's declaration of the 2019/20 charge. The resolution, passed at the Ordinary Council meeting dated 19 June 2019 seems to include an error in that the declaration is not for the 2019/20 financial year but instead the 2018/19 financial year. The same error seems to also have occurred for the declaration of all the differential rates.

5. CONCLUSION

In my view, any model that Council proposes to use to recover over $13 million in charges from a specific category of properties needs to be legislatively compliant, logically structured, accurately costed, and transparently implemented.

I don't believe that the current model meets all these criteria. There is a risk therefore that its use can have detrimental effects on Council and ratepayers, as discussed below.

a) **Fair Go Rates System -** The State Government's Fair Go Rates System is designed to place limits on rate increases from year to year. However**,** if no waste costs are funded from rate revenue in the proposed 2020/21 budget, one could form the view that costs are being transferred from one area of the budget that is subject to capping (rates), to another area of the budget that is not subject

to capping (the garbage charge). The current garbage charge calculation model would seem to produce outcomes that are not consistent with the letter and spirit of the Fair Go Rates System.

b) **Distortion of the rates and charges burden –** Council has adopted the wealth tax principle in forming its rating structure. This principle basically holds that those ratepayers with higher valued properties pay more in rates than those with lower valued properties.

The sharp increases in the garbage charge in recent years seem in part, to result from the application of a flawed calculation model. The garbage charge now represents a big chunk of ratepayers' total rates and charges bill, particularly those with lower valued properties.

As the garbage charge component grows at a higher percentage than the average rates component, (as set out in the SRP), it becomes a more and more regressive tax. That is, it impacts more on those ratepayers with limited ability to pay. If the costs of waste management were properly apportioned, so that some costs were recovered from rates, then these costs would be more equitably distributed, whereby higher valued properties would pay more than low valued properties.

The current garbage charge calculation model therefore seems to contribute to a shift in the rates and charges burden from higher valued properties to lower valued properties, which is inconsistent with the wealth tax principle.

c) **Good governance** – I am unaware if Council has ever reviewed and formally approved the current garbage charge calculation model, particularly since the introduction of rate capping. If not, then it would be appropriate to do so as part of good governance practice.

I respectfully request that Council –

a) Supports the arguments put forward in this submission and levies a garbage charge of no more than $376 in the 2020/21 financial year;

b) Reviews its garbage charge calculation model to ensure that it meets the needs of all stakeholders; and

c) Makes the findings of any review and adopted model publicly available.

I wish to speak to my submission.

Submission 12

Corinella Foreshore Reserve Committee of Management

From:	Cr Clare Le Serve
To:	Councillor Support
Cc:	Cr Bruce Kent; Cr Geoff Ellis
Subject:	Fw: Budget Submission
Date:	Friday, 17 July 2020 2:12:54 PM
Attachments:	CFRCOM Presentation to Council - Rotunda Carpark & Footpath - 11 March 2020 (1).pptx Outlook-gc33ss2u.png

CS, please find attached Corinella Foreshore's Committees submission to the Budget for consideration and funding. The Committee had presented their proposal to Councillors at a briefing in the past and request funds to complete their project. Thanks Clare

Cr Clare Le Serve
Western Port Ward

t (03) 5671 2155 | m 0448 083 286 | e
clare.leserve@basscoast.vic.gov.au

Attention: This e-mail message is privileged and confidential. If you are not the intended recipient please delete the message and notify the sender. Any views or opinions presented are solely those of the author. **please consider the environment before printing this email**
Bass Coast Shire Council, 76 McBride Avenue, Wonthaggi, VIC 3995 | DX 34903 Wonthaggi | PO Box 118, Wonthaggi, VIC 3995 | 1300 BCOAST (226 278) for standard call cost | National Relay Service 13 37 77 (for people with communication difficulties) | basscoast@basscoast.vic.gov.au | http://www.basscoast.vic.gov.au

---

From:
Sent: Friday, 17 July 2020 12:11 PM
To: Cr Clare Le Serve <clare.leserve@basscoast.vic.gov.au>
Cc:

Subject: Budget Submission

Dear Clare,

Please find attached the Corinella Foreshore Committee of Management Inc submission for Council consideration. CoM would appreciate it if you would represent us in this instance and direct it to the relevant Officers.

--
Regards,

Corinella Foreshore Rotunda Carpark and Footpath Project

Presentation to Bass Coast Shire Council Community Connection Session 11 March 2020

Corinella Foreshore Reserve Committee of Management Inc.

Current Situation - Pathway

- No formal pathway through the rotunda picnic area to link the boat ramp tarmac and luminous gallery to the public toilets
- Pathway from lower tarmac terminates at top of the hill (pathway wheelchair compliant)
- Public toilets on Peters Street
- Pedestrians walk over grass creating maintenance overhead
- Difficult for walkers with prams or wheelchairs to reach the toilets from the existing pathway
- Boaters/anglers access the toilets at night
- Only alternative is to walk across the boat ramp tarmac amongst cars and trailers – public safety issue





Above: New boat ramp pathway down to lower tarmac and new picnic area, terminates near top of the hill

Below: Walk to the Public toilets (highlighted) is across the rotunda grounds, terminating under the pines on the corner of Smythe St/The Esplanade/Peters St





Proposed –New Connecting Pathway



- Build a new connecting pathway to link with the existing pathway around the picnic area and across to the public toilets
- Provides improved and safer access for wheelchairs and prams from the lower tarmac
- Illuminated pathway also more visible at night compared to walking over grass picnic area
- Provides safer access for boaters who use the facilities at night to access toilets from the boat ramp area

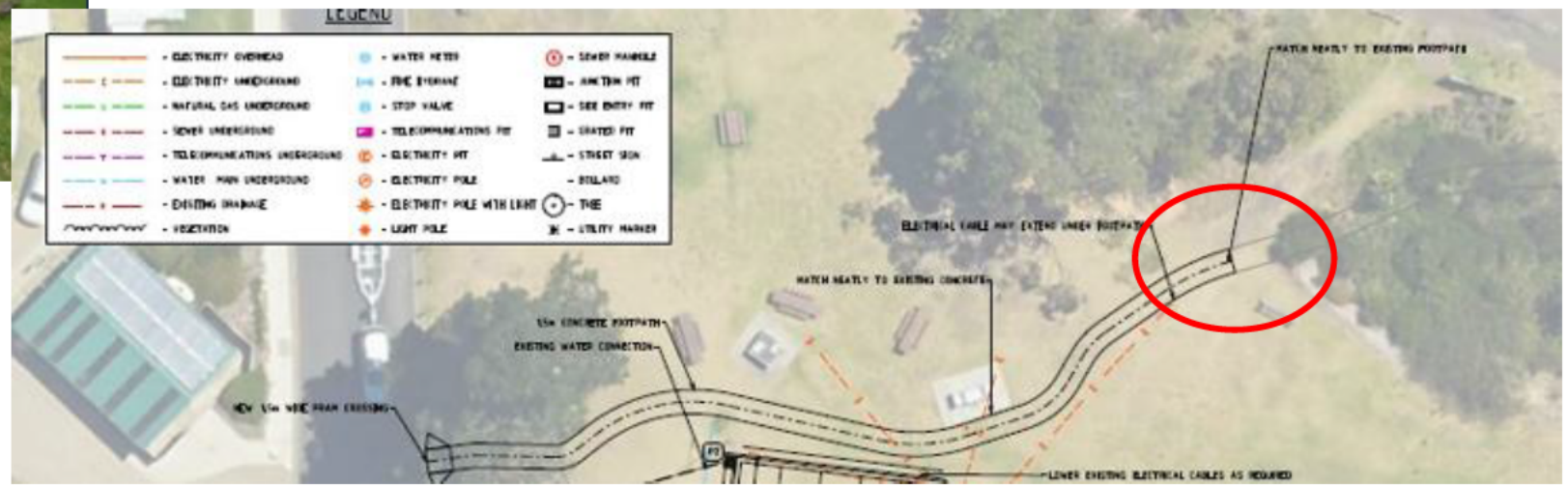

Above: Current pathway terminates near top of Rotunda hill
Right: planned connecting pathway - extract from General Arrangement Plan 2901 (BCSC)

Current Situation

- High usage of the parking reserve across the road from Rotunda picnic area by cars with trailers
- Often limited or no available parking for visitors and families who wish to use the picnic facilities at the Rotunda (*photo bottom left*)
- Limited parking on lower tarmac is often taken up by people fishing from the jetty
- People park on the Esplanade which is a narrow roadway; contention for space and potential safety issue with cars & trailers moving in and out of the ramp & parking reserve on The Esplanade *(below right)*
- Public safety issue with families and children getting in and out of their cars on The Esplanade alongside the rotunda picnic reserve





Proposed – New Rotunda Parking Facility

- Create an indent into the Rotunda picnic reserve area on The Esplanade, to create 5 new vehicle-only parking bays
- Removes vehicles from parking on the road in this immediate vicinity
- Provides more maneuvering access for vehicles with trailers (which are increasing in size) to get in and out of the parking reserve opposite
- Provides dedicated spaces for visitors and families to park while they use the Rotunda and picnic facilities or take a walk around the foreshore area
- Safer access to get in and out of vehicles as they're removed from the narrow roadside area

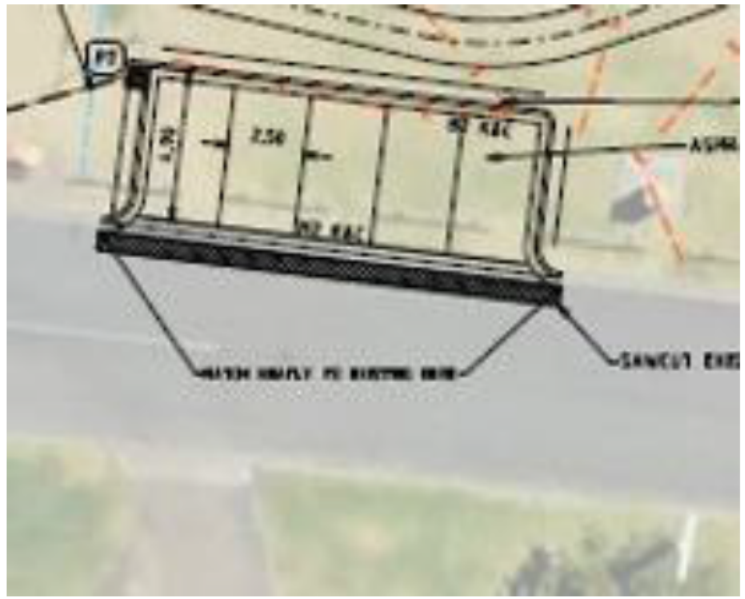

Above: planned car parks - extract from General Arrangement Plan 2901 (BCSC)

Funding Objectives

- Funding to enhance public safety and increase usage of public assets on the Corinella Foreshore area
- Complete the pathway up to the public toilets across the picnic area to facilitate easier and safer access to and from the ramp area
- Create five inset carparks to ensure public assets, including the Rotunda and picnic facilities, can be safely accessed and utilized by the public regardless of level of activity on trailer-parking reserve

Right: proposed design from General Arrangement Plan 2901 (BCSC)

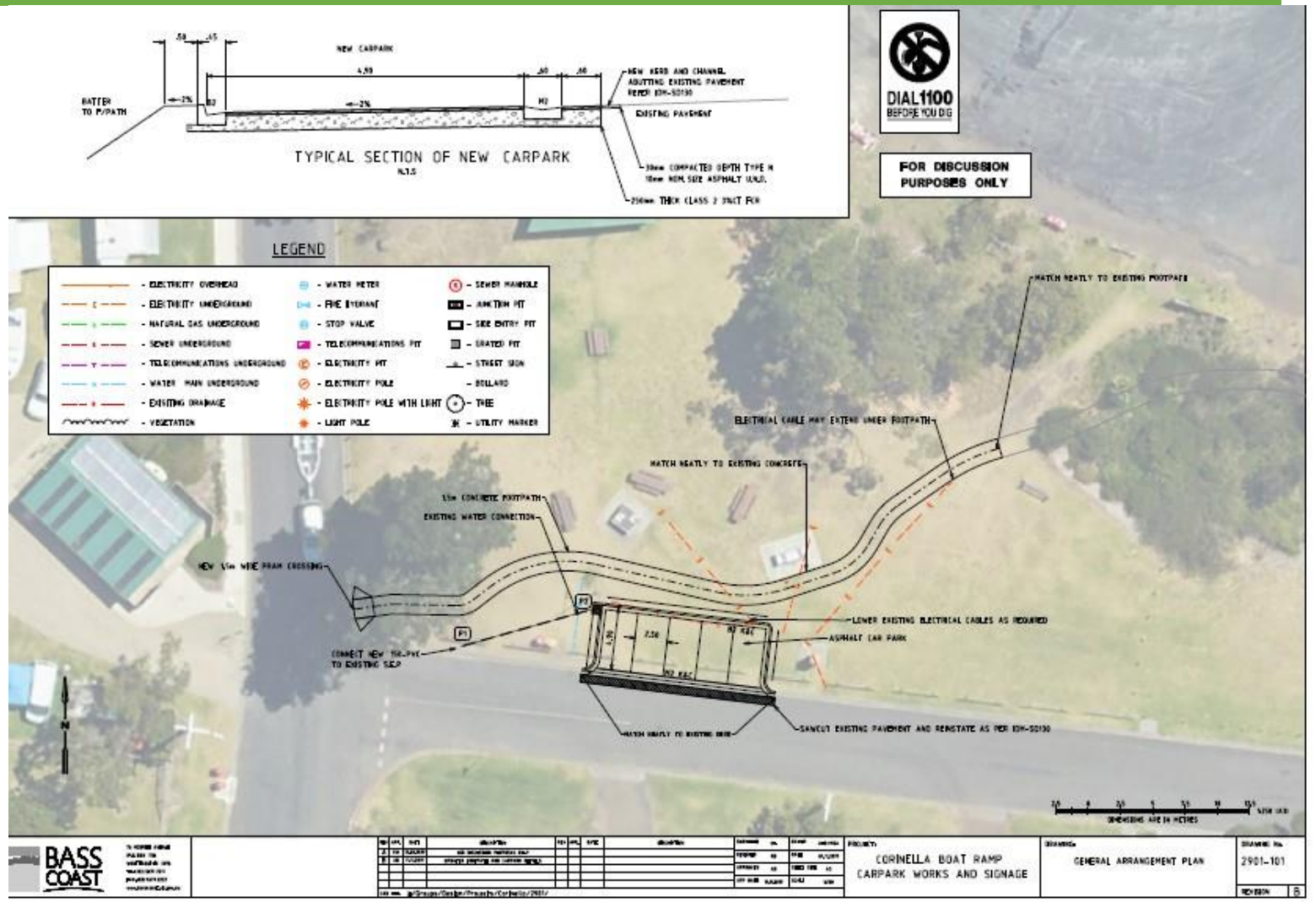

- **General Arrangement Plan 2901** drafted by Bass Coast Shire Council
- New linking pathway across picnic area
- New inset carparking facility

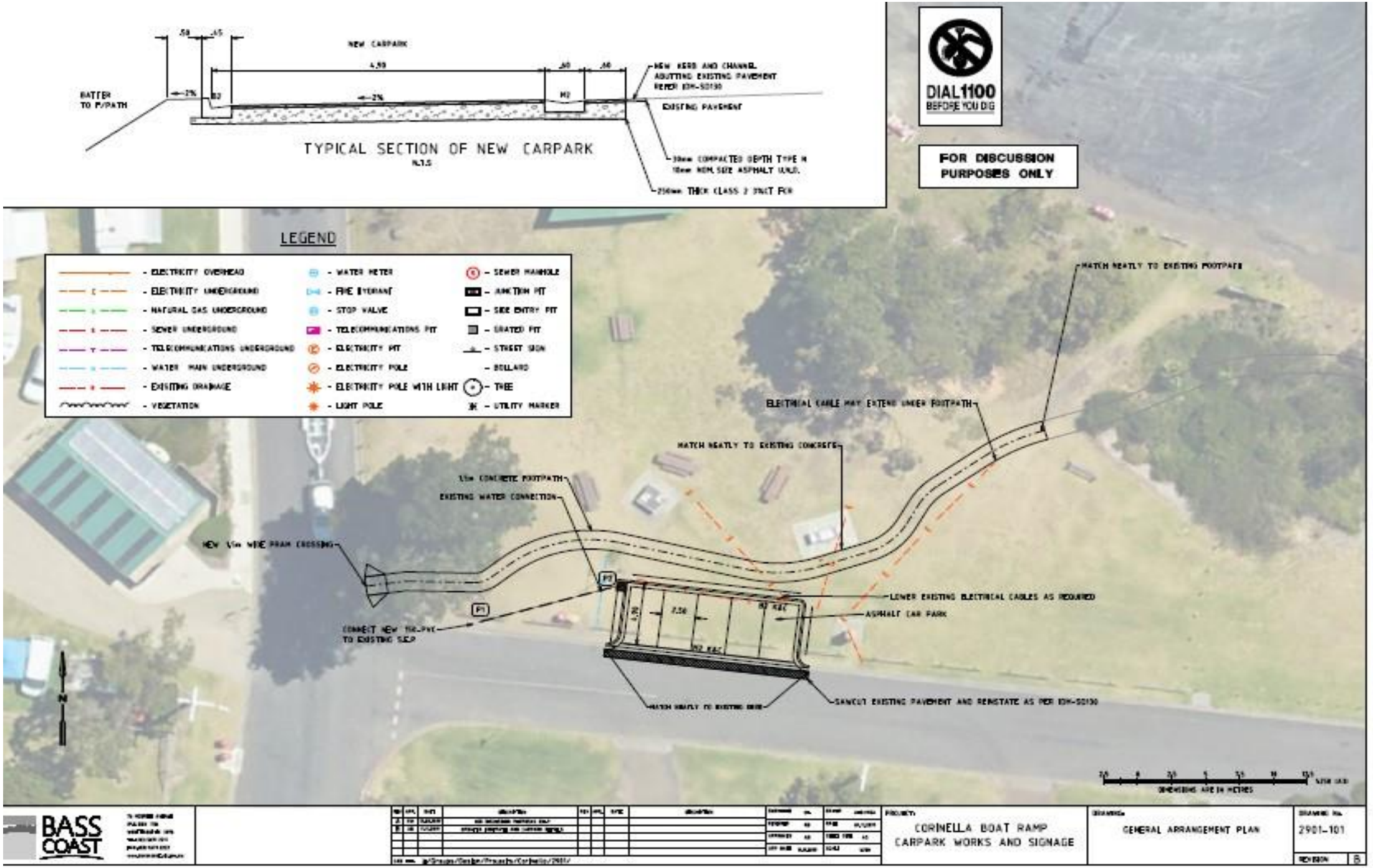

Financials

Current Funding Position

- BCSC allocated $45,000 grant for traffic management / pedestrian access to launching area (2018) as part of boat ramp redevelopment. BCSC Engineers - concept, levels, design and engineering completed
- Funding remaining from original $45,000 grant - $30,000 (approx.) – advised by Scott Morrison, on 12/12/2019 (Appendix A)
- **Seeking top-up funding** to complete the pathway and install the proposed car parking spaces

Estimates and Quotations (see Appendix B for contractor details)

a) BCSC Engineer estimate of project costs (email 8/11/209)	$56,400	
b) Independent contractor (A) quotation 28/2/2020	$51,200 inc GST	
c) Independent contractor (B) quotation 29/2/2020	$35,945 inc GST	(*note exclusions – conflict with services, contaminated materials, subgrade improvement, cultural heritage management*)

Support sought from Councilors for funding as follows

- Close concurrence of BCSC Engineering estimate and Contractor (A) (BCSC estimate includes 10% contingency of $4,623)
- Adding 10% contingency to Contractor (A): BCSC estimate $56,400 Vs Contractor (A) $55,854
- Contractor (B) ($35,945) risks significant unquantified cost of exclusions
- Therefore, to minimise project cost overrun risk, CFRCoM **seeks additional funding of $25,854** to add to $30,000 remaining balance of original $45,000 grant.

CORINELLA FORESHORE RESERVE
Committee of Management Inc.

Questions?

Appendix A – confirmation of remaining funding

as discussed, SR Excavations will be getting out to remove the stakes sometime today/tomorrow morning.

At this point there is approximately $30,000 budget remaining which you can look to implement some of the works ie pathway or car parking.

For any additional funding you would probably need to make a budget submission to the 2020/2021 Draft Council Budget.

If you have any other queries let me know.

Kind Regards,

Appendix B – contractor details

Quotation information

a) BCSC Engineer estimate of project costs (email 8/11/209) $56,400

b) Independent contractor (A) – Southern Victorian Contracting 28/2/2020 $51,200 inc GST

c) Independent contractor (B) – SR Excavations quotation 29/2/2020 $35,945 inc GST

(*note exclusions – conflict with services, contaminated materials, subgrade improvement, cultural heritage management*)

Submission 13

Kevin Griffin Bass Coast Ratepayers and Residents Association

From:
To: Ali Wastie; All Councillors
Cc:
Subject: BCRRA budget response 2020-21
Date: Monday, 20 July 2020 12:14:48 PM
Attachments: image001.jpg
BCRRA Budget Response 2020-21.docx

Good afternoon Ms. Wastie and Councillors.

Please find attached a budget submission prepared by the BCRRA committee on behalf members and other interested ratepayers and residents of Bass Coast Shire.

Please note that, in the event that Council might conduct virtual public meetings to hear submissions, BCRRA committee members would like to speak to this submission.

As you will appreciate, the committee has put quite some effort in preparing this submission, and we look forward to receiving a considered and genuine written response from Council.

Yours sincerely,

Bass Coast Ratepayers and Residents Association Inc.

BUDGET SUBMISSION 2020-21

Incorporated Association Number A0096592H

Table of Contents

INTRODUCTION 3
THE GLOBAL PANDEMIC 4
ROADS AND FOOTPATHS (STRATEGIC OBJECTIVE 6: LIVEABILITY) 4
CAPITAL PROJECTS 5
KPI REPORTING FOR PROJECTS 5
FINANCIAL SUSTAINABILITY 6
CORE SYSTEM IMPLEMENTATION 7
LIVE STREAMING 7
RECONCILIATION WITH BUDGETED OPERATING RESULT 7
GARBAGE CHARGES 8
BORROWINGS 8
GRANT FUNDING 8
CEO EXPENDITURE DELEGATION 9
MEDIA POLICIES 9
CONCLUSION 9

INTRODUCTION

This budget submission is presented by Bass Coast Ratepayers and Residents Association in response to the Bass Coast Shire Council Draft Budget 2020/21.

The Association requests the opportunity to speak to this submission during Council's open public session.

This submission has been prepared by the BCRRA committee after having taken into consideration the draft budget, input and feedback from the Association's members, and information provided by other community members.

BCRRA conducted an online survey between 21st May and 21st June 2020 to gauge the community's current feelings about Council. The Association received responses from 176 community members. Some results from the survey are mentioned within this submission. A full copy of the survey and the responses will be presented to Council separately from this submission.

As all Councillors are aware, the aims of Bass Coast Ratepayers and Residents Association are to improve transparency, engagement, and fiscal discipline at Bass Coast Shire Council.

With these aims in mind the Association offers the following comments and questions in regard to this budget.

Bass Coast Shire Council Budget 20-21 is the final budget to be delivered by the current Councillors.

In this budget Council is seeking to increase total rates and charges by 4.5%.
BCRRA notes that currently the Reserve Bank of Australia reports that inflation is at a level of 2.2%.

Your budget acknowledges that the average resident household wage in Bass Coast is around half that of the average Victorian household, and that a large proportion of residents are relatively cash poor.

Yet despite Councillors acknowledging relatively low household incomes, the draft budget seeks nonetheless to deliver a whopping increase in rates and charges at more than double the rate of inflation.

BCRRA questions if perhaps some Councillors, when seeking to impose the massive increases, have not given genuine and due and proper consideration to the impacts that these costs will have on households.

BCRRA also asks if it is Council's intention to continue pursuing similar massive budget increases, which are well in excess of the prevailing inflation rate, into the future?

In response to the question of Council delivering value for the monies paid by ratepayers, nearly 60% of respondents to the recent survey indicated that they believed that Council does not provide good value for money, whereas only 20% felt that they did receive value for money.

Having considered the draft final budget, for the reasons outlined throughout this submission, the Association's committee finds that whilst there are aspects of the budget which are laudable, overall the final budget of this Council is seen to lack sufficient discipline in consideration of ratepayers, and it is therefore deemed by BCRRA to be a disappointing budget for ratepayers.

THE GLOBAL PANDEMIC

Like all governments worldwide, the COVID-19 global pandemic has required your Council to change its framing of the current budget in effort to maintain the safety of the community whilst at the same time attempting to protect the local economy from the economic shock caused by the pandemic.

The Association notes and welcomes the economic stimulus and community assistance measures adopted by Council in response to the COVID-19 pandemic.

The Association also notes that the pandemic forced the introduction of live-streaming onto Council, and that the demonstrated uptake of this service by the community should lay to rest any concerns that Councillors previously held in opposition to live-streaming.

ROADS AND FOOTPATHS (STRATEGIC OBJECTIVE 6: LIVEABILITY)

BCRRA considers your Council to have performed very poorly with regards to this key area of Council operations.

We note comments at the June Council meeting where one Councillor expressed that his greatest frustration and disappointment in his whole time in Council is the failure of this Council in the provision of street schemes and the development of shires estates.
BCRRA shares that frustration and disappointment at this fundamental failing of this Council.

And the draft budget shows that this failure is set to continue, with the roads budget reduced by 64%, down to just $4.5M when compared to the forecast actual of $12.6M for 2019-20.

The draft budget also shows that you will reduce the footpaths budget by 60%, down to just $1M when compared to the forecast actual of $2.5M for 2019-20.

And the Association notes that, in addition to the budget cuts for roads and footpaths, the draft budget shows that there are no major initiatives indicated for the 20/21 year.

Yet Councils own plan for 2017-21, which was revised as recently as June last year, recognises that the community wants safer roads and pedestrian access.

For the many aged and/or disabled community members across Bass Coast Shire the need for proper and safe footpaths is basic and fundamental for their physical and mental safety and well-being.

BCRRA commends the motion that was put forward by a Bunurong Ward Councillor at the October 2019 meeting where he sought to have funding for new footpaths increased to $300K per annum, and it notes that this budget reflects that amount for new footpaths.

However the Association believes that this amount is entirely inadequate given the needs of the Bass Coast community.

BCRRA requests that Council revise the allocation for new footpaths to an amount of $900k for 2020-21, and to budget for increased funding for new footpaths to an amount equivalent to 2% of the annual budget by no later than 2025.

CAPITAL PROJECTS

The draft budget advises that new funding has been provided in the proposed operating budget for the following strategic plans, minor projects, and major precincts:

- Bass Coast Dinosaur Trail Masterplan - $250,000
- Public Realm Improvement plans, Cowes $250,000
- GAP Road feasibility assessment and plan - $100,000
- Strategic Positioning of Wonthaggi to support its growth - $40,000
- Wonthaggi Secondary College Senior Campus Structure Plan - $100,000
- Wonthaggi North East Precinct structure plan - $150,000
- Rhyll Jetty Activity Area precinct plan - $30,000
- Land purchases and various building works $10.93 million
- The replacement of plant, fleet, and equipment $2.34 million
- Infrastructure works such as pathways, roads, drainage, open space, and recreation facilities $6.4 million
- Aquatics planning and design - $3.08 million
- Cowes Cultural and Community Centre Redevelopment (Phase one)- $4.0 million
- Wonthaggi Guide Park - $1.15 million
- Phillip Island Transfer Station- $0.25 million
- Climate Change Actions - $0.5 million
- Anderson Road Boat Ramp East Carpark Upgrade, Cowes - $0.38 million
- Dalyston Netball Court and Toilet Pavilion Upgrade - $0.5 million

BCRRA presumes that Council officers will have available to them various project plans and forecast details such as scope of works, Gannt charts, project plans, and various other information that may be of interest to community members.

BCRRA requests that all details available to Council Officers or Councillors be made publicly available in suitable formats (e.g. PDF, Word, Excel, etc) via Councils website.

BCRRA requests advice from Council as to whether it is prepared to make such reports publicly available. If Council is unwilling to make such reports available, then BCRRA requests Council to explain its reasons for refusing to make such information publicly available.

KPI REPORTING FOR PROJECTS

In the digital world, and under good management practices, it should be relatively simple for Council to provide better visibility to the community with regard to projects managed by Council Officers or managed by contractors on behalf of Council.

With regard to such projects BCRRA requests that Council introduce and publish monthly reports showing the following project status information:

1. The total number of projects currently underway in the current financial year
2. The name and project number (or identifier) for each project.
3. The number of projects less than 50% complete.
4. The number of projects greater than 51% complete and less than 80% complete.
5. The number of projects 100% complete.
6. An accompanying graphical representation of the reported results including the status as at the previous month report.

With regard to the financial aspects of such projects BCRRA requests that Council introduce and publish monthly reports showing the following project finance information:

1. Total YTD forecast project expenditure
2. Total YTD actual project expenditure.
3. Total YTD project expenditure variance

BCRRA envisages that in accordance with good management practices this information is already available and in use by Council Officers, and therefore it should not be difficult to produce such reports for the community to see.

BCRRA requests advice from Council as to whether it is prepared to make such reports publicly available. If Council is unwilling to make such reports available, then BCRRA requests Council to explain its reasons for refusing to make such information publicly available.

FINANCIAL SUSTAINABILITY

A review of Councils financial sustainability leads BCRRA to hold concerns about the reliability of Councils budget forecasting ability.

The current draft budget shows that in 2018-19 Council budgeted for $808K underlying surplus.
However, in last years (2019-20) budget this surplus was revised to be reversed into a deficit of $3.2M.
But astonishingly the latest draft budget shows that Council actually delivered a deficit of $9.55M for 2018-19.
That is a whopping $10M turnaround for the worst to the budget delivered to ratepayers in 2018-19.
And this astonishing decline in Councils fortune is explained away in the current draft budget with just ten words, to wit “is due to one off operational projects and landfill provisions.”

BCRRA requests a full public explanation from Council as to reasons and causes that led to this massive and detrimental turnaround.

Similarly, concerns are held about Councils forecasts for last year’s budget, which initially budgeted for an $800K surplus.
However, the draft budget now forecasts a surplus of $1.7M. Ratepayers and BCRRA must wait for the annual report to see the actual result.

CORE SYSTEM IMPLEMENTATION

BCRRA has concerns around the massive increase in costs required to complete this project.

This project was commenced in September 2016 at a budgeted cost of $900K. This current draft budget includes a new allocation of $1.65 million to complete Council's core system implementation, bringing the total cost of the project to almost $2.6M.
During Council meetings Councillors have commented that this amount is due to not having the right resources in place at the beginning of the project, and that the right resources are now in place.

Given that this project has now cost almost 3 times the original budget figure BCRRA requests that Council provide the community with a full explanation as to what went wrong with this project and why the community should have any confidence that earlier issues have now been corrected and that such issues will not reoccur in future.

LIVE STREAMING

The provision of the live-streaming and archive service has added a level of transparency and openness not previously experienced at Bass Coast Shire Council.

And as anyone can see, the community uptake of this highly valuable and inexpensive service has been highly impressive. The figures speak for themselves.

At the time of writing there has been more than 280 views of the May live-stream and more than 300 views of the June live-stream.

In the light of this evidence, surely no Councillor can reasonably continue their opposition to this valuable community service.

In response to the BCRRA's recent community survey 66% of respondents indicated that they felt that the introduction of live streaming will improve transparency and community engagement from Bass Coast Shire Council, whereas only 15% felt that it would not.

Given this clear indication from the community, BCRRA requests that each Councillor who is considering re-contesting for a position as councillor, now publicly declare whether or not they will support the continuation of live-streaming beyond the current trial period, and if opposed that they then give a full public explanation to the community as to their reasons for being opposed to live-streaming.

RECONCILIATION WITH BUDGETED OPERATING RESULT

The table shown at item 6.10 (page 29) lacks sufficient explanation to make sense to the average reader. Further explanation as to how these figures are derived, and what they are intended to be reconciling to, is necessary so as to make this information meaningful to the average reader.

GARBAGE CHARGES

BCRRA remains concerned at the large and ever-increasing garbage charge, and also with the unwillingness of some Councillors to apply more scrutiny and to advocate more forcefully on behalf of ratepayers.

These are large and ever-increasing charges that are being imposed by some of the largest waste companies in Australia.

The recent Council decision to allow, with what appears to be little more than a shrug of the shoulders, the imposition of massive contract variations onto ratepayers is testament to the failure of this Council to strongly advocate on behalf of ratepayers.

Why does the budget show the garbage charge increasing by 10.85% at 8.2 (Current year rates and charges), when in financial note 18.7 the increase in waste management expenses is shown as 8.86%?

Why does the budget show the garbage charge increasing at more than double the inflation rate over the 3 years from 2021 – 2024?

What are the component items that make up the overall garbage charge, and why are these components not shown individually in the budget document?

BCRRA requests that Council amend the way the garbage charge is reported so as to detail each and all component items individually.

BORROWINGS

During recent meetings some Councillors have proclaimed to the community that money is now cheap and that therefore this is the time to borrow.

Thus, in your final budget you are seeking to increase net borrowings by almost $20M at a cost of $3.2M, or 16%.

And your budget is forecasting to leave ratepayers with a Council residual debt of $37M still to be paid out.

How does Council justify the 16% interest costs shown in this budget?

What timeframe is envisaged for these borrowings to be repaid in full?

GRANT FUNDING

BCRRA is alarmed to see that your budget shows grant funding steadily decreasing over the 3 years from 2021 – 2024

The Association seeks explanation as to why you are forecasting the decrease in grant funding.

The Association also asks what defined steps this Council is undertaking to arrest and reverse the decline in grant funds.

CEO EXPENDITURE DELEGATION

BCRRA notes with concern the recent decision of your Council to reinstate the $1M expenditure authorisation to CEO.

Your decision is retrograde, and contrary to the position you took at the beginning of your term as elected community representatives.

BCRRA believes that your decision risks revisiting the high levels of community dissatisfaction with Bass Coast Shire Council, and which you inherited from the previous administration.

The Association further believes your decision to reinstate the $1M CEO expenditure delegation will prove detrimental to the Bass Coast community in that it will lead to reduced financial discipline and reduced transparency at Bass Coast Shire Council into the future.

MEDIA POLICIES

Council recently introduced new media policies. These policies are highly subjective and can severely restrict and prevent Councillors from offering their reasonable personal opinions regarding Council decisions or policies.

In response to the BCRRA's recent community survey 71% of respondents indicated that Councillors should be allowed to freely express their reasonable personal opinions about Council decisions and policies, whereas only 17% felt that they should not be allowed to do so.

And in response to the changing the policies, 70% of respondents indicated that Council's Media Engagement and Social Media policies should be rescinded or at least be changed to allow Councillors to express reasonable criticism of Council decisions and policies, whereas only 13% felt that they should not be changed.

Given this clear indication from the community, BCRRA requests that Bass Coast Shire Council rescinded the policies, or at least change them to clearly allow Councillors to express reasonable criticism of Council decisions and policies.

CONCLUSION

As mentioned earlier, this submission has been prepared by the BCRRA committee after having taken into consideration the draft budget, input and feedback from the Association's members, and information provided by other community members.

Bass Coast Ratepayers and Residents Association considers that the final budget delivered by the current Councillors has largely failed to meet the expectation of the wider Bass Coast community, and the future needs of the Bass Coast community.

Therefore, it is a very disappointing budget.

The Council Plan acknowledges that Bass Coast is one of the fastest growing municipalities in regional Victoria. Yet in many parts of this shire proper and well-constructed roads and footpaths are either inadequate, in poor repair, or entirely non-existent.

In many respects this budget belies Council's claimed vision that "Bass Coast will be known as a region that supports a sustainable and healthy community."

As its mission statement this Council declared that "We will engage with and advocate for our community to ensure equity and balance between liveability and environmental protection and be accountable for our financial management in realising the community's vision."

BCRRA will be observing on behalf of its members to see how openly and honestly Council responds to the Associations budget submission and will consider the response as a measure of the sincerity of Council's publicly declared mission.

Submission 14

Frank Schoonevedlt

The Chief Executive Officer
Bass Coast Shire Council
PO Box 118
Wonthaggi VIC 3995

Dear Ms Wastie,

Here are some comments on the Bass Coast Shire Budget 2020-21 and Forward Estimates.

I have read the Budget papers and am extremely impressed by the comprehensive detail provided by the staff of our Bass Coast Shire. Congratulations to everyone concerned.

The Bass Coast Shire financials are in extremely good shape.

But is the Budget and Forward Estimates adequate to fund infrastructure needs?

The Budget and Forward Estimates are very conservatively framed. Budgeted average equity over the next five years is $730 million, budgeted average debt over the next five years is $28 million, with the average annual interest bill in servicing the debt at $640,000.

We live in extraordinary times with the lowest interest rates on record and rates that are expected to remain low for the foreseeable future, so it's a good time to borrow money. This means that we have a huge opportunity to address the infrastructure issues in the Bass Coast: footpaths, roads and drainage, community facilities.

It would create jobs in the Shire.

Why do we stick to the rate cap when so far 30 per cent of other councils have not stuck to the same rate cap?

I was dumbstruck when I read in the SGST of 24/12/2019 that the Bass Coast Shire Council will work within a 2 per cent rate cap set by the State Government. You said: "We will continue to deliver our services to the Bass Coast community and visitors within the 2 per cent rate cap in 2020-21 financial year. This cements our long-term financial goals and maintains our position as one of the lowest-rating and lowest-spending Councils amongst similar Victorian Councils."

The lowest-spending Council is not a legacy to be proud of when we've got around $600 million in outstanding infrastructure works in this Shire.

As I keep saying, infrastructure investment does more than fix the potholes – it provides local jobs for our community. It is an investment in our community.

I'm also not aware that the promised community consultation on the Budget ever occurred before this seemingly arbitrary decision was made.

I had been told in a letter from the Council that they would review its rating strategy ahead of the 2020-21 Budget, and community input into that review would be welcomed. Apparently, this policy has changed.

Why have we not reviewed the rating system?

I have read the Bass Coast Council submission to the Victorian Government System Review.

In the terms of reference issued by the Minister it states the Victorian Government is committed to the financial sustainability of councils and ensuring the burden of rates falls fairly amongst all ratepayers.

It would be fairer on all ratepayers. Similar to land tax, the more property you own, the more tax you pay.

For example, land tax on $1 million in taxable land value is taxed at $3000, while land tax on $10 million in taxable land value is taxed at $182,000.

Perhaps we should combine the capital improved value of all properties owned by a ratepayer, charge an increase in rates, and spread in proportion of the property values between the various councils where the properties are held.

I appreciate that in the Bass Coast Shire Council submission it states Council did not want to bring a new layer of complexity into the Local Government Authority. But I do not see this as too complex a remedy in the modern digital age.

I totally agree outdated rate exemptions need to be abolished so that all ratepayers pay their fair share, because in the end, if they don't, we will all have to pay more.

I totally agree with the need to retain a differential rating system that is fair on all ratepayers.

My understanding is that the Bass Coast Shire Council has an infrastructure backlog of over $600 million. It is critical that this backlog is addressed through an increase in rates and borrowings.

Why don't we borrow money to fix the footpaths in the Bass Coast Shire and thereby create local jobs?

I read with interest in the SGST of 26/11/2019 that the Mayor Cr Brett Tessari was quoted as saying that it would cost the Bass Coast Shire Council over $40 million to build footpaths in all areas of the Shire that needs them.

The lack of footpaths in the shire is a major occupational health and safety issue. There have been numerous cases of serious accidents to residents being hit by vehicles because they are forced to walk on roads because there are no footpaths.

The Council has a duty of care to its residents.

The Council is negligent in not providing footpaths.

With interest rates being so low and projected to remain low for the foreseeable future, now is a good time to borrow money and fix the footpaths.

Once the footpaths are fixed, Council can then get on with fixing all the gravel roads in the Shire and create more jobs.

Why do we give a discount of 20 per cent to farms on their rates?

There is absolutely no justification to give farms a 20 per cent discount on their rates. Farms are commercial enterprises and the rates they pay are business expenses. They are in business to make profits. Commercial and industrial properties pay the same rate as residential ratepayers and no discount applies. Although the State Government provides a discount to pensioners.

There are 982 farms in our Shire, worth an average of $1,288,000 each. These are budgeted to pay an annual rate bill of $3,147 each after the discount of 20 per cent is applied.

Therefore, the average discount per farm is $787, which is not a large amount for a commercial enterprise.

But if you multiply the number of the farms in the Shire (982) by the average discount ($787) you get $773,000 per year.

The subsidy we give farmers is more than our annual interest bill in servicing an average debt of $28 million that would let us fund outstanding infrastructure.

I shall be pleased if you would respond to my questions in due course.

Your sincerely,

Submission 15

Mike Fincher

From:
To: Bass Coast Mailbox
Cc:
Subject: Budget Submission 2020-21
Date: Sunday, 12 July 2020 2:08:16 PM

Bass Coast 2020-21
Budget Submission

RE: Bass Coast 2020-21 Budget Submission.

Residents at have been subjected to periodic flooding for many years due to inadequate storm water drainage.
Since the days of Mayors Neville Goodwin and John Duscher through to the present day, Brett Tessari have personally witnessed this. Personally, I am tired of excuses and being fobbed off by shire staff! With the development of factories and unit subdivisions in the area, this has worsened our problem. With the imminent Bunnings development, the pressure on the antiquated drainage system will surely worsen. The council must surely finally allocate funds to remedy this problem.

Regards,

Submission 16

Andrea Bolch

From:
To: Bass Coast Mailbox
Subject: Budget Funding 2020/21 - Question
Date: Tuesday, 14 July 2020 9:41:13 AM

I'd like to ask if there is any funding in the Draft Budget for 2020/21 to address and/or repair the significant erosion that has occurred along the Kilcunda coastline? As you know the stairs from the Lionel Rose carpark collapsed into the ocean many months ago and the the rail trail along the top is continuing to erode and collapse which is now fenced off. The temporary beach access is obviously "temporary" so we would like to know what the plans are for this area as it does look quite precarious and hence would like to know what plans/funding Council is allocating to repairing/replacing this significant issue?

Appreciate your advise.
Rgds

Submission 17

Graham Jolly

CAPITAL WORKS PROJECTS REVIEWED BY QUARTER % COMPLETE

BASS COAST SHIRE COUNCIL PROJECT REPORTS 2019-2020

THE BUDGET 2019-20 REPORTED 33 PROJECTS. THE 1st QUARTER FINANCIAL REPORT BY THE COUNCIL REPORTED 131 PROJECTS.
AN INCREASE OF 98 PROJECTS. THE 33 LISTED BUDGET PROJECTS HAD NO PROJECT NUMBERS.

1st QUARTER TOTAL PROJECTS	2nd QUARTER TOTAL PROJECTS	3rd QUARTER TOTAL PROJECTS
131	136	145
	PROJECTS ADDED	PROJECTS ADDED
	100121	100544
	100617	100628
	100539	100425
	100537	100629
	100443	100630
		100631
		100633
		100578
		100611

PROJECTS ADDED TO THE 2nd QRT

PROJECT No.	
100121	COWES CULTURAL & COMMUNITY CENTRE (STAGE 1 CONSTR - TENANCY
100617	LAND ACQUATION - COMMERCIAL CONFIDENCE
100539	WUCAC ACCESSIBLE LIFT
100537	CAPE PATTERSON SURF BEACH ACCESS STAIRS RECTIFICATION
100443	INFORMATION TECHNOLOGY - SWITCHES & ROUTERS

PROJECTS ADDED TO THE 3rd QRT

PROJECT No.	
100544	BUILDINGS - RENEWAL ROOF GUTTERING WONTHAGGI MUSEUM
100628	WARRAWEE SENIOR CITIZENS CLUB AIR CON REPLACEMENT
100425	STORM WATER GROUP - McKENZIE ST WONTHAGGI
100629	BEVERIDGE CLOSE DRAINAGE RESERVE BOLLARD REPLACEMENT
100630	CORINELLA COMMUNITY CENTRE - DDA COMPLAINT CARPARK
100631	FOOTPATH EXTENSION - CASHIN ST ROYAL PDE AREA INVERLOCH
100633	FOOTPATH RENEWAL - THE HUB INVERLOCH
100578	GRANTVILLE ACTIVITY CENTRE
100611	SHETLAND HEIGHTS ROAD SPECIAL CHARGE SCHEME PLANNING & INVETIGA

****** **A KEY PERFORMANCE INDICATOR REPORTED MONTHLY IS A MUST**

PROJECT % COMPLETE OVERVIEW

	FIRST QUARTER		SECOND QUARTER		THIRD QUARTER	
No.	PROJECT No.	% COMPLETE	PROJECT No.	% COMPLETE	PROJECT NO.	% COMPLETE
1	100528	Unknown	100528	0	100528	0
2	100529	Unknown	100529	0	100529	0
3	100386	Unknown	100386	0	100386	0
4	100446	Unknown	100446	0	100446	0
5	100447	Unknown	100447	0	100447	0

0% = 6
5% = 7
10% = 5
20% = 2
25% = 5
30% = 5
35% = 2
40% = 3

6	NIL	**Unknown**	NIL		100611	0
7	100484	**Unknown**	100484	5	100484	5
8	100459	**Unknown**	100459	5	100459	5
9	100422	**Unknown**	100422	5	100422	5
10	100505	**Unknown**	100505	5	100505	5
11	100375	**Unknown**	100375	5	100375	5
12	100491	**Unknown**	100491	5	100491	5
13	100489	**Unknown**	100489	5	100489	5
14	100124	**Unknown**	100124	10	100124	10
15	100525	**Unknown**	100525	5	100525	10
16	100610	**Unknown**	100610	10	100610	10
17	100376	**Unknown**	100376	10	100376	10
18	100444	**Unknown**	100444	10	100444	10
19	100530	**Unknown**	100530	5	100530	20
20	100053	**Unknown**	100053	20	100053	20
21	100480	**Unknown**	100480	5	100480	25
22	100493	**Unknown**	100493	15	100493	25
23	100532	**Unknown**	100532	10	100532	25
24	100595	**Unknown**	100595	15	100595	25
25	100488	**Unknown**	100488	15	100488	25
26	100520	**Unknown**	100520	5	100520	30
27	100521	**Unknown**	100521	5	100521	30
28	100590	**Unknown**	100590	30	100590	30
29	100591	**Unknown**	100591	30	100591	30
30	100408	**Unknown**	100408	30	100408	30
31	100496	**Unknown**	100496	35	100496	35
32	100445	**Unknown**	100445	30	100445	35
33	100377	**Unknown**	100377	15	100377	40
34	100409	**Unknown**	100409	40	100409	40
35	100442	**Unknown**	100442	40	100442	40
36	100387	**Unknown**	100387	45	100387	45
37	100113	**Unknown**	100113	45	100113	45
38	100441	**Unknown**	100441	45	100441	45
39	100506	**Unknown**	100506	45	100506	45
40	100593	**Unknown**	100593	0	100593	45
41	100597	**Unknown**	100597	0	100597	45
42	100599	**Unknown**	100599	0	100599	45
43	100612	**Unknown**	100612	45	100612	45
44	100490	**Unknown**	100490	5	100490	50
45	100041	**Unknown**	100041	10	100041	50
46	100428	**Unknown**	100428	50	100428	50
47	100495	**Unknown**	100495	5	100495	50
48	100600	**Unknown**	100600	10	100600	50
49	100607	**Unknown**	100607	10	100607	50
50	100589	**Unknown**	100589	45	100589	55

45% = 8
50% = 6
55% = 4
60% = 3
70% = 1
75% = 1
80% = 4
85% = 3
90% = 4
95% = 2
99% = 1
100% = 73

TOTAL PROJECTS = 145

SUGGESTED KEY PERFORMANCE INDICATOR.

PROJECTS % CHANGES

0 to 10% = 18

11% TO 50% = 31

51% TO 80% = 13

81% TO 99% = 10

100% = 73. COMPLETED PROJECTS 31/3/2020

51	100383	**Unknown**	100383	15	100383	55
52	100592	**Unknown**	100592	0	100592	55
53	NIL	**Unknown**	NIL		100578	55
54	100374	**Unknown**	100374	60	100374	60
55	100139	**Unknown**	100139	60	100139	60
56	100141	**Unknown**	100141	60	100141	60
57	100522	**Unknown**	100522	10	100522	70
58	NIL	**Unknown**	100617	30	100617	75
59	100392	**Unknown**	100392	80	100392	80
60	NIL	**Unknown**	NIL		100544	80
61	100414	**Unknown**	100414	20	100414	80
62	100257	**Unknown**	100257	80	100257	80
63	100384	**Unknown**	100384	45	100384	85
64	100492	**Unknown**	100492	5	100492	85
65	100608	**Unknown**	100608	40	100608	85
66	100609	**Unknown**	100609	0	100609	90
67	100519	**Unknown**	100519	5	100519	90
68	100415	**Unknown**	100415	90	100415	90
69	100594	**Unknown**	100594	15	100594	90
70	100406	**Unknown**	100406	10	100406	95
71	100499	**Unknown**	100499	60	100499	95
72	100598	**Unknown**	100598	10	100598	99
73	NIL	**Unknown**	100121	100	100121	100
74	100247	**Unknown**	100247	100	100247	100
75	100388	**Unknown**	100388	100	100388	100
76	100390	**Unknown**	100390	100	100390	100
77	100393	**Unknown**	100393	100	100393	100
78	100395	**Unknown**	100395	100	100395	100
79	100396	**Unknown**	100396	90	100396	100
80	100397	**Unknown**	100397	100	100397	100
81	100475	**Unknown**	100475	100	100475	100
82	100476	**Unknown**	100476	90	100476	100
83	100481	**Unknown**	100481	90	100481	100
84	100482	**Unknown**	100482	90	100482	100
85	100500	**Unknown**	100500	100	100500	100
86	100531	**Unknown**	100531	100	100531	100
87	NIL	**Unknown**	NIL		100628	100
88	NIL	**Unknown**	100539	100	100539	100
89	100096	**Unknown**	100096	100	100096	100
90	100251	**Unknown**	100251	100	100251	100
91	100399	**Unknown**	100399	100	100399	100
92	100400	**Unknown**	100400	10	100400	100
93	100401	**Unknown**	100401	100	100401	100
94	100402	**Unknown**	100402	100	100402	100
95	100405	**Unknown**	100405	100	100405	100
96	100453	**Unknown**	100453	100	100453	100
97	100460	**Unknown**	100460	100	100460	100
98	100461	**Unknown**	100461	100	100461	100

99	100477	**Unknown**	100477	70	100477	100
100	100478	**Unknown**	100478	95	100478	100
101	100494	**Unknown**	100494	100	100494	100
102	100501	**Unknown**	100501	100	100501	100
103	100508	**Unknown**	100508	100	100508	100
104	100515	**Unknown**	100515	50	100515	100
105	100523	**Unknown**	100523	10	100523	100
106	100524	**Unknown**	100524	5	100524	100
107	100526	**Unknown**	100526	5	100526	100
108	NIL	**Unknown**	100537	100	100537	100
109	100006	**Unknown**	100006	100	100006	100
110	100007	**Unknown**	100007	55	100007	100
111	100008	**Unknown**	100008	100	100008	100
112	100101	**Unknown**	100101	100	100101	100
113	100120	**Unknown**	100120	100	100120	100
114	100381	**Unknown**	100381	100	100381	100
115	100382	**Unknown**	100382	100	100382	100
116	100410	**Unknown**	100410	80	100410	100
117	100416	**Unknown**	100416	20	100416	100
118	100417	**Unknown**	100417	100	100417	100
119	100419	**Unknown**	100419	100	100419	100
120	100420	**Unknown**	100420	100	100420	100
121	NIL	**Unknown**	NIL		100425	100
122	100451	**Unknown**	100451	60	100451	100
123	100474	**Unknown**	100474	95	100474	100
124	100498	**Unknown**	100498	80	100498	100
125	100503	**Unknown**	100503	100	100503	100
126	100504	**Unknown**	100504	100	100504	100
127	100527	**Unknown**	100527	100	100527	100
128	100533	**Unknown**	100533	50	100533	100
129	100596	**Unknown**	100596	15	100596	100
130	100601	**Unknown**	100601	10	100601	100
131	100602	**Unknown**	100602	100	100602	100
132	100603	**Unknown**	100603	100	100603	100
133	100604	**Unknown**	100604	100	100604	100
134	100605	**Unknown**	100605	100	100605	100
135	100606	**Unknown**	100606	100	100606	100
136	NIL	**Unknown**	NIL		100629	100
137	NIL	**Unknown**	NIL		100630	100
138	NIL	**Unknown**	NIL		100631	100
139	NIL	**Unknown**	NIL		100633	100
140	100105	**Unknown**	100105	100	100105	100
141	NIL	**Unknown**	100443	100	100443	100
142	100502	**Unknown**	100502	0	100502	100
143	100110	**Unknown**	100110	80	100110	100
144	100513	**Unknown**	100513	100	100513	100
145	100372	**Unknown**	100372	100	100372	100

CAPITAL WORKS PROGRAM 2019-20 REVIEWED

BASS COAST SHIRE COUNCIL CAPITAL WORKS PROGRAM REVIEW 31/3/2020

REPORTING CATEGORY CAPITAL WORKS PROGRAM 2019-2020	COUNCILS QUARTER 1 1-7-2019 TO 30/09/2019	CHANGE FROM QUARTER 1	COUNCILS QUARTER 2 1-10-2019 TO 31/12/2019	CHANGE FROM QUARTER 2	COUNCILS QUARTER 3 1-1-2020 TO 31/03/2020
2019-20 APPROVED BUDGET	21,163,466	0	21,163,466	0	21,163,466
2019-20 CARRYOVER REPORTED	12,938,414	0	12,938,414	0	12,938,414
APPROVED BUDGET + CARRYOVER	34,101,880	0	34,101,880	0	34,591,880
No. PROJECTS LISTED WITH BUDGET REVENUE CWP 2019-20	74		74		76
CAPITAL WORKS PROGRAM TOTAL LISTED PROJECT=	33				
WHY IS 33 PROJECTS IN THE BUDGET AND 131 LISTED 1st Qrt ?					
CHANGES IN PROJECTS BY QUARTER					
NUMBER OF PROJECTS	131	5	136	7	145
NUMBER OF PROJECT COMPLETE ACTUAL ***	27	10	37	27	64
PERCENTAGE COMPLETE ACTUAL ***	21%		27%		44%
3rd QUARTER FINANCIAL REPORT COMPLETED % REPORTED BY COUNCIL	0%		53%		71%
YTD ACTUAL EXPENDITURE CWP	2,814,225	3,107,886	5,922,111	8,161,696	14,083,807
PROPOSED FORECAST + PROPOSED CARRYOVER 2020-21	0	29,511,816	29,511,816	7,156,496	36,668,312
2019-20					
TOTAL RATES & CHARGES COLLECTED	60,957,000	323,000	61,280,000	430,000	61,710,000
TOTAL INCOME	64,738,000	4,526,000	69,264,000	5,753,000	75,017,000
TOTAL EXPENDITURE	19,314,000	18,432,000	37,746,000	18,338,000	56,084,000

Bass Coast Shire Council

Chief Executive Officer Ms Ali Wastie.

Mayor Cr Brett Tressari and all Councillors.

Submission to the Draft Budget 2020-21.

14 July 2020

Subject: - PROJECT KEY PERFORMANCE INDICATOR.

(A) I request Councillors to consider and implement a PROJECT KEY PERFORMANCE INDICATOR.

Council and Councillors over time and at every opportunity promote projects for the continued betterment and benefit to its ratepayers. Projects that support local jobs throughout the year are seen as a financial benefit to the Bass Coast Shire.

Our Prime Minister is continually speaking about job creation in Australia and rightly so.

The Bass Coast Shire Council through its Capital Works Program is testament to what our Prime Minister is promoting.

I request Councillors approve a Key Performance Indicator to monitor all Capital Works Projects status of percentage complete and progress of projects moving forward.

I point out the current quarterly spreadsheet listing of all CWP shows status percentage details and can be sorted and presented in order of the Percentage Complete. This would be at no cost to council.

I request a report be included into the quarterly financial reports including the fourth quarter financial report details of progression by quarter of the key performance indicator results.

The K.P.I should record in lowest to highest Percentage Complete % for each month and its bar graph including a Year To Date details and its bar graph. Reported to Councillors Quarterly.

K.P.I.

1. The total number of projects to be shown as a start point.

2. Projects % 0 to 10.

3. Projects % 11 to 50.

4. Projects % 51 to 85.

5. Projects % 86 to 99.

6. Projects % 100. Completed and fully expensed.

Councillor's by monitoring CWP, Councillor's and Ratepayers can be fully assured jobs are being created in a timely manner and projects the budget assigns for the CEO are achieved during a budget financial year

Councillors this is an extremely important monitoring project K.P.I and I look forward to an outcome.

I have included two spreadsheets for your consideration.

1. Capital Works Project Reviewed by Quarter % Complete.
2. Capital Works Program 2019-20 Reviewed.

I request a written reply.

Yours Sincerely

Submission 18

Linda Marston - Island Voice

From:
To: Bass Coast Mailbox;
Subject: Submission from Island Voice re BCSC draft budget
Date: Friday, 17 July 2020 11:31:11 AM
Attachments: IV submission re BCSC draft budget July 2020.pdf

---

Good Morning Ali and Linda,

Please find attached Island Voice's submission re BCSC draft budget 2020/21.

We do not wish to speak to the submission but would very much appreciate a written response to the points raised.

Thank you in advance for considering our submission.

Best Regards

PHILLIP ISLAND PROGRESS ASSOCIATION
ISLAND Voice

PHILLIP ISLAND PROGRESS ASSOCIATION INC.

Submission to Bass Coast Shire Council (BCSC)

Draft Budget 2020/21 - Island Voice, 17th July 2020

With the continuing predicted growth of the Bass Coast population, Island Voice is pleased to see Council's emphasis on capital expenditure ($27.97 million) in this budget to develop infrastructure for the growing population.

Whilst the Shire has adhered to a 2% increase in rates it is important to note that these are based on revaluations of property which have increased significantly in value over the last decade. For long standing residents, or those on fixed incomes, this has led to a significant growth in assets but not necessarily in disposable income. A large proportion of Shire residents are employed in the tourism and retail industries and receive lower rates of pay and indeed many may have lost their jobs during the pandemic. At this time any increases in fees and charges are an imposition and providing 'real' value for the ratepayer dollar is even more important.

Island Voice is greatly concerned by the increase by the 10.85% in Garbage and waste fees, especially as this follows an increase of more than 11% last year.

Firstly, an increase of $40 per tonne for recyclable charges seems excessive and has not been applied by other comparable councils (e.g. Surf Coast Shire, South Gippsland Shire, Wellington Shire or LaTrobe Shire), so why has it been applied in Bass Coast?

Secondly, there have already been several increases in the first three years of a 10 year contract. This bodes poorly for future costs being contained over the next 7 years!

Thirdly, a component of the increased charges (although significantly smaller in size) is the poorly specified Landfill emission monitoring contract resulting in a 60+% increase since the tender was awarded in Oct last year. The contract as specified by council did not meet the standards required by law and the budget warns that there is no guarantee that there will not be further increases to come. This reeks of poorly understood and negotiated processes in the waste management area. Waste management is a core activity for Council and ratepayers expect expertise in this area from their council. Such a poor performance gives us little confidence in Council's ability to negotiate appropriate and cost-effective waste services.

We also question why the garbage charge shown as increasing 10.85% at section 8.2 Current year rates and charges, but in note 18.7 the change in waste management expenses is only 8.86%? Why is there a difference of almost 2%?

BCSC has allocated a disappointing $0.5 million for Climate Change Actions. This is a woefully poor investment in council's declared Climate Emergency and can cover little

other than developing policy and incorporating this into every aspect of Council's business, potentially adding another level of bureaucracy to doing business with Council rather than funding initiatives to further sustainability, movements to green energy and mitigating Foreshore erosion. The rate of erosion at Inverloch, Phillip Island and the Waterline area is accelerating and there will be little to save if we wait much longer for action. Please could council identify how this money will progress Climate action?

The Shire's COVID response is to be commended with a proposed package of approximately $4 million in economic stimulus and direct relief to the community in the 2019/20 and 2020/2021 budgets. Unfortunately, many ratepayers may need ongoing assistance and Island Voice asks that Council displays compassion in its hardship policy.

Island Voice would like to see more information re the fast-tracked initiatives and capital works aimed at stimulating the economy post-pandemic, as detail regarding what these initiatives entail is not provided. The following projects have been identified for funding, but without more information it is difficult to gauge whether these provide value for the community:

- $130,000 has been earmarked for affordable housing, which seems completely inadequate to provide meaningful assistance for people needing social/affordable housing and is unlikely to reduce the number of homeless in our Shire. Is this funding aimed at improving existing properties in some way or providing some increase in short term emergency accommodation perhaps?

- $40,000 has been allocated for Strategic Positioning of Wonthaggi to support its growth. What aspects of Wonthaggi need positioning? Who is this targeted at? And what benefit will this bring to the residents and ratepayers?

- $250,000 has been earmarked for 'Public Realm Improvement Plans, Cowes'. A comprehensive Cowes Activity Centre Plan already exists. How do these new plans differ from this and what exactly are 'Public Realm Improvements'? Street furniture perhaps? Or signage? Please can you identify what this item covers?

- $100,000 has been allowed for Wonthaggi Secondary College Senior Campus Structure Plan, Island Voice questions whether this should be a cost for the education department? Or does this item relate to the old School site? If so, this should be identified more clearly in the draft budget.

The 5 year view of Council finances indicates that after an intense focus upon debt reduction over the last few years, the Shire will increase debt to over $33M in the next 2 years, with no ability to reduce this debt in the near future (in fact the debt is projected to grow, although at a significantly reduced rate for the two subsequent years), resulting in an increase in borrowing costs at the end of the next four years to close to $1M annually. Whilst we appreciate that the major infrastructure projects identified are multi-

generational, that it is relatively cheap to borrow money at present and that it is important to stimulate the economy, Island Voice seeks assurance that Council will assiduously seek to win grants (particularly from the State Government) to mitigate this debt.

Points that could improve the budget for ratepayers and residents

To assist people with understanding what the budget will mean to them personally, it would be useful to identify what effect it would have upon the average rate bill. It would also be of benefit to identify capital works projects with a unique identifier which can then be used to track performance against budget and carry over figures on a project basis. This would be especially helpful to track the performance for incomplete projects.
Please could you clarify the apparent discrepancy of $111,486 (000's) between the Total Income reported in the 'Comprehensive Income Statement' and the 'Estimated Amount to be Raised by all Rates and Charges' tables?

Other comments on the budget

BCSC is endangering the health and well-being of many residents by stripping roads that have been spray sealed in the past back to gravel. These roads were initially sealed for the express purpose of reducing dust and therefore the threat to respiratory systems. At the current level of funding (approximately $4.5 Million p.a.), it will take decades to properly make all the roads across the Shire. To strip these roads back before being in a position to embark upon Special Charge Schemes to seal the road properly does not comply with the council's stated objective of promoting health and well-being in the Shire. It is unreasonable to put the well-being of residents at risk for such an extended period of time. Surely it would be better to allow residents the option to pay for a spray seal until they are within a few years of being able to get their road made properly.

It is disappointing that Animal Management performance in the Shire is based solely upon an enforcement measure i.e. the number of prosecutions per year, instead of including positive measures such as satisfaction levels of pet owners, increasing compliance levels to registration, number of successful reunions between lost pets and owners and reductions in incidences or fouling due to education programs.

We do not wish to speak publicly to this submission but respectfully request a response in writing to the points in this submission.

Thank you for the opportunity to provide feedback on the BCSC 2020-2021draft budget.

Submission 19

Graham Jolly

CAPITAL WORKS PROGRAM 2019-20 REVIEWED

BASS COAST SHIRE COUNCIL CAPITAL WORKS PROGRAM REVIEW 31/3/2020

REPORTING CATEGORY CAPITAL WORKS PROGRAM 2019-2020	COUNCILS QUARTER 1 1-7-2019 TO 30/09/2019	CHANGE FROM QUARTER 1	COUNCILS QUARTER 2 1-10-2019 TO 31/12/2019	CHANGE FROM QUARTER 2	COUNCILS QUARTER 3 1-1-2020 TO 31/03/2020
2019-20 APPROVED BUDGET	21,163,466	0	21,163,466	0	21,163,466
2019-20 CARRYOVER REPORTED	12,938,414	0	12,938,414	0	12,938,414
APPROVED BUDGET + CARRYOVER	34,101,880	0	34,101,880	0	34,591,880
No. PROJECTS LISTED WITH BUDGET REVENUE CWP 2019-20	74		74		76
CAPITAL WORKS PROGRAM TOTAL LISTED PROJECT=	33				
WHY IS 33 PROJECTS IN THE BUDGET AND 131 LISTED 1st Qrt ?					
CHANGES IN PROJECTS BY QUARTER					
NUMBER OF PROJECTS	131	5	136	7	145
NUMBER OF PROJECT COMPLETE ACTUAL ***	27	10	37	27	64
PERCENTAGE COMPLETE ACTUAL ***	21%		27%		44%
3rd QUARTER FINANCIAL REPORT COMPLETED % REPORTED BY COUNCIL	0%		53%		71%
YTD ACTUAL EXPENDITURE CWP	2,814,225	3,107,886	5,922,111	8,161,696	14,083,807
PROPOSED FORECAST + PROPOSED CARRYOVER 2020-21	0	29,511,816	29,511,816	7,156,496	36,668,312
2019-20					
TOTAL RATES & CHARGES COLLECTED	60,957,000	323,000	61,280,000	430,000	61,710,000
TOTAL INCOME	64,738,000	4,526,000	69,264,000	5,753,000	75,017,000
TOTAL EXPENDITURE	19,314,000	18,432,000	37,746,000	18,338,000	56,084,000

DEFERRED & CARRYOVERS AS OF 31-3-2020 FOR 2020-21 BUDGET

VARIANCE BETWEEN YTD ACTUALS & PROPOSED FORECAST $

COUNCIL SPREADSHEET DATED 19 FEBRUARY 2020

3rd Quarter Financial Report Carryover details.

TOTAL PROJECTS 18

PROJECT No.	PROJECT DESCRIPTION	VARIANCE BETWEEN YTD ACTUALS & PROPOSED FORECAST $	Project Complete %	PROGRESS COMMENTS
100528	Building - Renewal Design 2020/21 Drysdale Street Kinder	49863	0	Reallocation from Building Renewal Design Program Budget. Design being prepared. Funds will be carried over to the 2020-21 financial year.
100529	Building - Renewal Design 2020/21 Inverloch Kinder Kinder	50000	0	Relocation from Building Renewal Design Program budget. Design being prepared. Funds will be carried over to the 2020-21 financial year.
100251	Cowes Jetty Triangle & Plazza redevelopment (design & con	46898	100	Project completed July 2019. there are some outstanding defects currently being negotiated & finalised with the contractor. These defect work are anticipated to be completed by end of 2020.
100386	Olive Justice Park Master Plan	25000	0	This project will be carried over for completion in the 2020-21 financial year.
100387	Beachcomber YCW Activity Area Master Plan, BBQ, Shelter & Picnic Area	108140	45	Detailed design almost complete. Quotation & award of works expected in in quarter 4. Construction works to be undertaken in the 2020-21 financial Yr.
100400	Marine Strutures Renewal (New Program)	159769	100	Rhyll Jetty strengthening works completed in April 2020.
100459	Regional Skate Park and Play Space	1488684	5	Investigation works underway. Expected completion in the 2020-21 financial year.
100490	Wonthaggi Activity Centre Plan Priorities 2019/20	352910	50	Apex Park play space has been awarded & anticipated to be complete in July 2020. Quotation & award for Apex Park Landscape Design expected in quarter 4. Construction works expected to be completed in the 2020-21 financial year.
100493	Corinella tennis Court Renewal	670810	25	Works underway. Expected completion in the 2020-21 financial year.
100522	Open Space Renewal Cape Paterson Boat Ramp Retaining Wall	46023	70	Preliminary investigations completed. Expected completion in the 2020-21 financial year.
100526	Open Space Renewal Marine Structures	148269	100	Project completed. Funds to be carried over into 2020-21 financial year.
100376	PBN Surf Parade Inverloch - Veronica St to Goroke St	1544467	10	This project has been idenified to carry over into the 2020-21 financial Yr.
100505	Storm Water Group - Bayview Ave Tenby Point - WSUD	217642	5	Preliminary Investigations underway. Expected completion in the 2020-21 financial year.
100591	Rural Road Design - Loch Wonthaggi Rd Intn G'Ville Glen Alvie	47623	30	Detailed design underway.
100375	Stratigic land acquistion - Phillip Island	1992635	5	land acquistion process is underway. Expected completion in the 2020-21 financial year.
100446	Street Decoration - Banner Pole Renewal	20134	0	Expected completion in the 2020-21 financial year.
100447	Street Decoration Renewal	44160	0	Expected completion in the 2020-21 financial year.
100489	Phillip Island Transfer Station & Depot Facility Land Acq	218528	5	Expected completion in the 2020-21 financial year.
	TOTAL 1 $	**7,231,555.00**		

DEFERRED PROJECTS. 2.

100506	**Urban Pavement - Baillieu St E Wonthaggi McBride to McKenzie**	21000	45	**Detailed design complete. Construction deferred to the 2020-21 financial year.**
100611	**Shetland Heights Rd Special Charge Scheme Planning & Investigation**	42123	0	**This project has been deferred. Funds to be carried over to the 2020-21 financial year.**
	TOTAL 2 $	**63,123**		
	TOTALS 1 + 2 $	**7,294,678.00**		

DEFERRED PROJECT FUNDS USED FOR RELIEF. PROJECT 1.

100491	**Bass Coast Entry Signage**	**$ 200,000.00**	5	**Council decision to defer this project & the funds be reallocated to the Community Relief Fund.**

MULTI YEAR PROJECTS SPANNING 2019-20 TO 2020-21. TOTAL PROJECTS 5.

100124	**Cowes Cultural & Community Centre (detailed design)**	334,957	10	**Council has elected to pursue design of new building as per detailed report presented at Ordinary Meeting on 16 October 2019. This is a Multi Year project.**
100484	**Cowes PICAL Building**	1,555,383	5	**Land has been purchased & settled.Project scope being refined to meet requirements for new site. Planning permit is reqiured. This is a Multi Year project. Program budget has been allocated to projects 100528, 100529 & 100530**
100113	**Pioneer Bay Drainage Strategy Outlet Works**	368,821	45	**Improvements. This is Council's contribution to Melbourne Water trunk drain & diversion pit which intergrates with Council's road & drainage upgrade.**
100374	**Pioneer Bay roads & drainage special charge scheme.**	4,280,940	60	**Tender award expected in quarter 4. Works to be conducted in accordance with Melbourne Water's trunk drain improvement project. This is a Multi Year project.**
100496	**Local Road safety Improvement Program - Soldiers/Agar Rd int**	176,500	35	**Detailed design is being finalised. This is a Multi Year project.**
	TOTAL $	**6,716,601**		
	CARRYOVER, DEFERRED PROJECTS & MULTI YEAR PROJECT TOTAL $	**14,011,279**		

2019-20 Approved Budget Capital Works Pojects

	PROPERTY	5,872,000	
	PLANT AND EQUIPMENT	1,920,000	
	INFRASTRUCTURE	13,371,000	
	TOTAL $	**21,163,000**	
	CARRYOVERS FOR YEAR 2019 $	**9,630**	**VALUE TO BE CHECKED. IT WAS IN !ST QUARTER FINANCIAL REPORT**

Bass Coast Shire Council

Chief Executive Officer Ms Ali Wastie.

Mayor Cr Brett Tressari.

Submission to the Draft Budget 2020-21.

17/7/2020

Subject: - STRATEGIC RESOURCE PLAN FORECASTS. DRAFT BUDGET 2020-21.

Councillor's I read with interest on page 30 of the draft budget paper councils 'Long Term Strategies'.

Point 7.2 Financial resources.

I include a spreadsheet showing details with percentage changes.

I include a spreadsheet – Deferred, Carryover and Multi-Year.

I include a spreadsheet – Capital Works Program 2019-20 reviewed.

Councillor's, on the 24 October 2020 a schedule Councillor election is to occur unless the Local Government Minister directs otherwise.

Once each winning candidates are formally declared and sworn in then the new Councillor group will be required to take part in a 'COUNCILLOR INDUCTION TRAINING' session.

I refer to the Local Government Act 2020, Section 32, page 46.

Recently three Councillors conducted a live Face book discussion (questions and answers) on the subject 'Draft Budget 2020-21'.

1. I asked a question as to why the forecast Surplus for year 2021-22 increased to $5,699,000 which is two years away.

I was informed the Surplus forecast is scheduled to increase because Council is forecasting 'a LARGE CAPITAL WORKS PROGRAM for the year 2021-22'.

2. I ask and request an explanation why this Councillor group can forecast a $2,524,000 increase Budget Surplus and a $4,240,000 increase to the Underlying result some two years away and forecast a Capital Works Program expenditure of $36,688,000 when the new Councillor group have not determine their draft budget which will be long after they are elected as our ratepayer representatives?

How can this Councillor group forecast such a large Capital Works Program when the financial year is two years into the future?

I note the Capital Works Program expenditures forecast for the year just finished to be $35,657,000,

I note the CWP expenditure forecast for year 2021-22 is $27,974,000.

I note the CWP expenditure for 2021-22 is $36,688,000 an increase of **$8,714,000.**

I must ask who is determining a future CWP two years away after the term of this Councillor group has ended their term as Councillors, The Administration of Council or the Councillors.

How can the forecast details shown on page 30, Point 7.2 Financial resources increase by an alarming amounts when we all are going through a COVID-19 virus pandemic period which already has seriously impacted on people's income and will continue to do so for quite some time, probably for years.

3. I request the financial figures forecast on page 30 'Financial resources' be revised **down** for the CWP and in doing so to adjust the Surplus and the Underlying results **down** as well.

I my opinion the CWP forecast for 2021-22 should be a figure of **$30,000,000.**

In the future my Ward Councillors along with all other Councillor's in the year 2021 will determine a draft budget for 2021-22 year and set CWP expenditure the community can submit a submission to for consideration.

I point out to Councillor's the listing each year reported and approved for deferred projects, Carryover projects and Multi-Year projects that are moved into a forward year must be a factor in determining a forecast CWP for any year. It is my conclusion based on past reporting results Council has not got the capacity to achieve all CWP in a budget and the deferred, Carryover, Multi-Year projects. They very simply do not happen.

Refer to the 2019-20 Carryover listing (**80** projects) and the number of projects approved to be moved out of year 2019-20 into year 2020-(**26** projects) when presented in the third Quarter Financial report.

Stay well all.

I request a written reply.

Yours Sincerely

BASS COAST SHIRE COUNCIL DRAFT BUDGET 2020-2021

LONG TERM STRATEGIES PRESENTED IN THE DRAFT 2020-21 BUDGET.

7. STRATEGIC RESOURCES PLAN (SRP)

7.2 FINANCIAL resources 2020-21 Draft Budget details.

PAGE 30

THE FOLLOWING TABLE COMPRISES FINANCIAL PROJECTION FOR A PERIOD 2020/21 TO 2023/24 (4 YEARS)

INDICATOR	FORECAST 2019-20	DRAFT BUDGET 2020-21	CHANGES FROM 2019-20 to 2020-21		*** CHANGES FROM 2020-21 to 2021-22	STRATEGIC RESOURCE PLAN PROJECTIONS 2021-22	2022-23	2023-24
SURPLUS (deficit) for the year	8,641,000	3,175,000	-5,466,000	63%	2,524,000	5,699,000	6,190,000	8,070,000
ADJUSTED UNDERLYING RESULT	1,687,000	243,000	-1,444,000	86%	4,227,000	4,470,000	4,626,000	7,837,000
Cash and Investments balance	37,655,000	27,892,000	-9,763,000	26%	-2,312,000	25,580,000	23,928,000	15,145,000
Cash flow from operations	23,613,000	12,990,000	-10,623,000	45%	11,046,000	24,036,000	24,924,000	27,818,000
CAPITAL WORKS EXPENDITURE	35,657,000	27,974,000	-7,683,000	22%	8,714,000	36,688,000	26,048,000	34,623,000
	30/06/2019	30/09/2019	31/12/2019		31/03/2020	30/06/2020		
INVESTMENTS. TERM DEPOSITS & SHARES	31,200,000	43,000,000	36,200,000		44,040,000			
CASH AT BANK INVESTMENT	4,301,000	6,124,139	4,414,968					
TOTAL INVESTMENTS	35,501,000	49,124,139	40,614,968					

2.7 Carry Overs to 2019/20

Activities from the prior financial year that have had budget carried over into 2019/2020 are reflected in the forecast figures throughout this report. A list of these projects is provided over the following two pages.

Project Name	Expenses $(000's)	Revenue ($000's)	Total ($000's)
Operating			
Amendment C136 Cape Paterson	73	(50)	23
Amendment C150 Bass Resort	23	(30)	(7)
Annual Community Events Grants	1		1
Asset Condition Assessments	97		97
Asset Management Policy and Strategy	15		15
Biolinks - re-vegetation project 2	30	(30)	-
Building Asset Management Plan implementation project 1	21		21
Cape Paterson Bay Beach Development Plan Detailed Design	30		30
Cape Paterson Surf Lifesaving Club Upgrade	485		485
CHSP – Minor equipment expenditure FINESSE 15301	34		34
Coast & bush land - risk management project	7		7
Cowes Main Beach Sand Management - Beach Renourishment	76		76
Creative Gippsland	22		22
Developer led amendments project 3	21	(60)	(39)
Drainage Asset Management Plan implementation project 1	60		60
Early Years Education and Support 2018-19	15		15
Education programs - responsible pet ownership	3		3
Feasibility Study - Pathway between Rose Av and Coghlan Rd	25		25
Implementation of OSAMP/BAMP	10		10
Inverloch Surf Beach Sand Management - Beach Renourishment	110	(106)	4
MSS Rewrite and Implementation 2018-19	8		8
Municipal Public Health and Wellbeing Plan Implementation	33		33
OneCouncil System Implementation (core system upgrade)	20		20
Phillip Island Entrance Planning and Design 2018/19	65	(15)	50
Replacement of "Visit Bass Coast" Website	5		5
Robert Smith Collection Curation	6		6
Section 173 Developer Contributions Framework	15		15
Southern Gippsland Food Cluster	5		5
Sustainability - zero emission strategy	18		18
VicRoads safe cycling program	3		3
Walk to School Program 2018	15		15
Wonthaggi Activity Centre Plan	19		19
State Care Services	85		85
Land Sales	-	(800)	(800)
Rural Access	79		79
Community Grants	40		40
Commonwealth Care Services	190		190
Total	**1,765**	**(1,091)**	**674**

Project Name	Expenses $(000's)	Revenue ($000's)	Total ($000's)
Capital			
Bass Coast Rail Trail Bourne Creek Pedestrian Bridge Renewal	51		51
Bass Coast Rail Trail Signage & Seating Detailed Design	27		27
Bass Valley integrated children's centre	11		11
Blackspot Cowes Rhyll Road	637	(634)	2
Buildings - Building renewal design program for next year	51		51
Buildings - Dalyston Pavillion replacement	20		20
Buildings - Phillip Island Football Club change rooms	10		10
Buildings - Wonthaggi Depot	10		10
Carpark - Cowes Leisure Centre C/P - Cowes	46		46
Corinella Boat Ramp Carpark	43		43
Corinella Skate Park	46		46
Cowes Cultural and Community Centre (detailed design)	429		429
Cowes Jetty Triangle and Piazza redevelopment (design & construct)	121		121
Cowes PICAL building	75		75
Cowes Transit Centre and All-Day Parking	851	(420)	431
Grantville Cell 7 Construction	725		725
Grantville Skate Park	20		20
Information Technology - Multfunction Device	50		50
Inverloch Sound Shell (contribution)	184		184
Light Fleet & Equipment replacement	59		59
Marine Structures Renewal (new program)	195		195
Olive Justice Park (design)	25		25
Other EWaste/Depot Infrastructure Cowes Wonthaggi Inverloch	237	(201)	36
PBN Surf Parade Inverloch - Veronica St to Goroke St	112		112
Phillip Island Croquet Club Pavilion Detailed Design	24		24
Phillip Island Transfer Station & Depot Facility Land Acq	55		55
Pioneer Bay Drainage Strategy Outfall works	369		369
Pioneer Bay roads and drainage special charge scheme	4,284	(2,141)	2,143
Playground Detailed Design	44		44
Rail Trail Illumination Project Wonthaggi	178	(72)	106
Recreation Group - Cowes Netball Court Renewal	106		106
Recreation Group - Cowes Skate Park replacement	328		328
Rural Pavement - Loch Wonthaggi Rd, West Creek from end Sta	296		296
Rural Roads Group - Line Marking Renewal Program	77		77
San Remo Skate Park	208		208
Scenic Estate land acquisition	40		40
Strategic land acquisition - Phillip Island	2,000		2,000
Street Decoration - Banner Pole Renewal	20		20
Wonthaggi Angling and Tennis Club Detailed Design	14		14
Wonthaggi Croquet Club Pavilion Detailed Design	23		23
Wonthaggi Historical Society Building Expansion	200		200
Wonthaggi Transfer Station Shed Renewal	100		100
Wonthaggi United Soccer Club Detailed Design	21		21
Total	**12,424**	**(3,468)**	**8,956**
Grand Total	**14,189**	**(4,559)**	**9,630**

Submission 20

Graham Jolly

INVESTMENTS of Council 31-3-2020

FINANCIAL REPORTS. BASS COAST SHIRE COUNCIL.

COUNCIL INVESTMENTS FOR EACH THREE QUARTER UP TO 31-3-2020

	DOLLARS
3rd QUARTER FINANCIAL $	
TOTAL RATES & CHARGES COLLECTED UP TO 31-3-2020	61,710,000
TOTAL INCOME UP TO 31-3-2020	75,017,000
TOTAL EXPENDITURE UP TO 31-3-2020	56,084,000
PERCENTAGE OF TOTAL INCOME AS PER 3rd QRT INVESTMENT	71%
PERCENTAGE OF RATES & CHARGES COLLECT AS PER 2nd QRT INVESTMENT	59%
CASH IN THE BANK 31-3-2020 AT CALL. PAGE 13	?
TERM DEPOSIT INVESTMENTS 31-3-2020 PAGE 13	44,040,000
RETURN ON INVESTMENTS 31-3-2020 EXPECTED. P13	?
MAXIMUM INVESTMENT DAYS 111	
INVESTMENTS ARE BASED ON CALENDA DAYS	

No.	INVESTMENTS HELD BY COUNCIL AS AT 31 MARCH 2020	PRINCIPAL $	INTEREST RATE	ESTIMATED START INVESTMENT DATE		TERM (DAYS)	MATURITY DATE	PRINCIPAL $ MATURED BY 30 JUNE 2020	PRINCIPAL $ MATURED AFTER 1 JULY 2020	MATURITY RETURN INVESTMENT NOT REPORTED
	3rd QUARTER FINANCIAL $									
1	NATIONAL AUSTRALIA BANK	3,400,000	1.59%	10/01/2020	*	82	2/04/2020	3,400,000		
2	AMP BANK	1,000,000	1.75%	8/01/2020	*	98	14/04/2020	1,000,000		
3	BENDIGO AND ADELAIDE BANK LIMITED	1,600,000	1.45%	8/01/2020	*	98	14/04/2020	1,600,000		
4	NATIONAL AUSTRALIA BANK	6,000,000	1.57%	28/01/2020	*	91	27/04/2020	6,000,000		
5	AMP BANK	1,500,000	1.75%	13/01/2020	*	91	11/05/2020	1,500,000		
6	MACQUARIE	2,760,000	1.60%	13/01/2020	*	91	11/05/2020	2,760,000		
7	NATIONAL AUSTRALIA BANK	3,740,000	1.57%	13/01/2020	*	91	11/05/2020	3,740,000		
8	NATIONAL AUSTRALIA BANK	6,200,000	1.57%	22/01/2020	*	96	25/05/2020	6,200,000		
9	BENDIGO AND ADELAIDE BANK LIMITED	7,800,000	1.45%	22/01/2020	*	111	9/06/2020	7,800,000		
10	MySTATE BANK	4,000,000	1.60%	17/03/2020		98	22/06/2020	4,000,000		
11	AUSTRALIAN UNITY	3,000,000	1.80%	31/03/2020		98	6/07/2020		3,000,000	
12	MACQUARIE	1,600,000	1.70%	31/03/2020		97	6/07/2020		1,600,000	
13	AUSTRALIAN UNITY BANK LTD	1,400,000	1.80%	31/03/2020		105	13/07/2020		1,400,000	
14	BENDIGO BANK (SHARES)	40,000	N/A			N/A	N/A		40,000	
		44,040,000		JANUARY INVESTMENT TOTAL $ *			MARCH INVESTMENT TOTAL $	38,000,000	6,040,000	

2nd QUARTER, HALF YEAR FINANCIAL $	
TOTAL RATES & CHARGES COLLECTED UP TO 31-12-2019	61,280,000
TOTAL INCOME UP TO 31-12-2019	69,264,000
TOTAL EXPENDITURE UP TO 31-12-2019	37,746,000
PERCENTAGE OF TOTAL INCOME AS PER 2nd QRT INVESTMENT	52%
PERCENTAGE OF RATES & CHARGES COLLECT AS PER 2nd QRT INVESTMENT	59%
CASH IN THE BANK 31-12-2019 AT CALL. PAGE 13	4,414,968

34,000,000

10,000,000

THIS AMOUNT IS AT THE END OF THE 3RD QUARTER 31/03/2020

THIS IS AVAILABLE DURING THE 2020-21 BUDGET YEAR

TERM DEPOSIT INVESTMENTS 31-12-2019. PAGE 13	36,200,000		CASH IN BANK 31/3/2020 UNKNOWN	
RETURN ON INVESTMENTS 31-12-2019 EXPECTED. P13	139,992		TOTAL INVESTMENT 3rd QRT 31/3/2020	44,040,000
MAXIMUM INVESTMENT DAYS 120			TOTAL INCOME 3rd QUARTER 31/3/2020	75,017,000
INVESTMENTS ARE BASED ON CALENDA DAYS			RATES & CHARGES 3rd QRT 31/3/2020	61,710,000

1st QUARTER FINANCIAL 30 SEPTEMBER 2019 $

TOTAL RATES & CHARGES COLLECTED UP TO 30-09-2019	60,957,000		% of TOTAL INCOME AS PER 3rd QRT INVESTMENT	59%
TOTAL INCOME UP TO 30-09-2019	64,738,000		% of TOTAL RATES & CHARGES AS PER 3rd QRT INVESTMENT	71%
TOTAL EXPENDITURE UP TO 30-09-2019	19,314,000			
PERCENTAGE OF TOTAL INCOME AS PER 1st QRT INVESTMENT		66%		
PERCENTAGE OF RATES & CHARGES COLLECT AS PER 1st QRT INVESTMENT		71%		
CASH IN THE BANK 30-09-2019 AT CALL. PAGE 13	6,124,139			
TERM DEPOSIT INVESTMENTS 30-09-2019. PAGE 13	43,000,000			
RETURN ON INVESTMENTS 31-12-2019 EXPECTED. P13	168,395			
MAXIMUM INVESTMENT DAYS 120				
INVESTMENTS ARE BASED ON CALENDA DAYS				

CURRENT 1 JULY 2020 ALLOWABLE MAXIMUM INVESTMENT DURATION IS 120 DAYS. THIS WILL CHANGE TO 2 YEARS MAXIMUM.

END OF YEAR FINANCIAL 30 JUNE 2019 $

TOTAL RATES & CHARGES COLLECTED UP TO 30-06-2019	58,582,000	
TOTAL INCOME UP TO 30-06-2019	89,025,000	
TOTAL EXPENDITURE UP TO 30-06-2019	86,934,000	
PERCENTAGE OF TOTAL INCOME AS PER 30 JUNE INVESTMENT		27%
PERCENTAGE OF RATES & CHARGES COLLECT AS PER 30 JUNE INVESTMENT		18%
CASH IN THE BANK 30-06-2019 AT CALL PAGE 20	4,301,000	
TERM DEPOSIT INVESTMENTS 30-06-2019. PAGE 20	15,840,000	
RETURN ON INVESTMENTS 31-12-2019 EXPECTED.		
MAXIMUM INVESTMENT DAYS		
INVESTMENTS ARE BASED ON CALENDA DAYS		
CASH ON HAND 30-06-2019 PAGE 20	6,000	

DEFERRED & CARRYOVERS AS OF 31-3-2020 FOR 2020-21 BUDGET

COUNCIL SPREADSHEET DATED 19 FEBRUARY 2020

3rd Quarter Financial Report Carryover details.

TOTAL PROJECTS 18

PROJECT No.	PROJECT DESCRIPTION	VARIANCE BETWEEN YTD ACTUALS & PROPOSED FORECAST $	Project Complete %	PROGRESS COMMENTS
100528	**Building - Renewal Design 2020/21 Drysdale Street Kinder**	49863	0	**Reallocation from Building Renewal Design Program Budget. Design being prepared. Funds will be carried over to the 2020-21 financial year.**
100529	**Building - Renewal Design 2020/21 Inverloch Kinder Kinder**	50000	0	**Relocation from Building Renewal Design Program budget. Design being prepared. Funds will be carried over to the 2020-21 financial year.**
100251	**Cowes Jetty Triangle & Plazza redevelopment (design & con**	46898	100	**Project completed July 2019. there are some outstanding defects currently being negotiated & finalised with the contractor. These defect work are anticipated to be completed by end of 2020.**
100386	**Olive Justice Park Master Plan**	25000	0	**This project will be carried over for completion in the 2020-21 financial year.**
100387	**Beachcomber YCW Activity Area Master Plan, BBQ, Shelter & Picnic Area**	108140	45	**Detailed design almost complete. Quotation & award of works expected in in quarter 4. Construction works to be undertaken in the 2020-21 financial Yr.**
100400	**Marine Strutures Renewal (New Program)**	159769	100	**Rhyll Jetty strengthening works completed in April 2020.**
100459	**Regional Skate Park and Play Space**	1488684	5	**Investigation works underway. Expected completion in the 2020-21 financial year.**
100490	**Wonthaggi Activity Centre Plan Priorities 2019/20**	352910	50	**Apex Park play space has been awarded & anticipated to be complete in July 2020. Quotation & award for Apex Park Landscape Design expected in quarter 4. Construction works expected to be completed in the 2020-21 financial year.**
100493	**Corinella tennis Court Renewal**	670810	25	**Works underway. Expected completion in the 2020-21 financial year.**
100522	**Open Space Renewal Cape Paterson Boat Ramp Retaining Wall**	46023	70	**Preliminary investigations completed. Expected completion in the 2020-21 financial year.**
100526	**Open Space Renewal Marine Structures**	148269	100	**Project completed. Funds to be carried over into 2020-21 financial year.**

100376	**PBN Surf Parade Inverloch - Veronica St to Goroke St**	1544467	10	**This project has been idenified to carry over into the 2020-21 financial Yr.**
100505	**Storm Water Group - Bayview Ave Tenby Point - WSUD**	217642	5	**Preliminary Investigations underway. Expected completion in the 2020-21 financial year.**
100591	**Rural Road Design - Loch Wonthaggi Rd Intn G'Ville Glen Alvie**	47623	30	**Detailed design underway.**
100375	**Stratigic land acquistion - Phillip Island**	1992635	5	**land acquistion process is underway. Expected completion in the 2020-21 financial year.**
100446	**Street Decoration - Banner Pole Renewal**	20134	0	**Expected completion in the 2020-21 financial year.**
100447	**Street Decoration Renewal**	44160	0	**Expected completion in the 2020-21 financial year.**
100489	**Phillip Island Transfer Station & Depot Facility Land Acq**	218528	5	**Expected completion in the 2020-21 financial year.**
	TOTAL 1 $	**7,231,555.00**		

DEFERRED PROJECTS. 2.

100506	**Urban Pavement - Baillieu St E Wonthaggi McBride to McKenzie**	21000	45	**Detailed design complete. Construction deferred to the 2020-21 financial year.**
100611	**Shetland Heights Rd Special Charge Scheme Planning & Investigation**	42123	0	**This project has been deferred. Funds to be carried over to the 2020-21 financial year.**
	TOTAL 2 $	**63,123**		
	TOTALS 1 + 2 $	**7,294,678.00**		

DEFERRED PROJECT FUNDS USED FOR RELIEF. PROJECT 1.

100491	**Bass Coast Entry Signage**	**$ 200,000.00**	5	**Council decision to defer this project & the funds be reallocated to the Community Relief Fund.**

MULTI YEAR PROJECTS SPANNING 2019-20 TO 2020-21. TOTAL PROJECTS 5.

100124	**Cowes Cultural & Community Centre (detailed design)**	334,957	10	**Council has elected to pursue design of new building as per detailed report presented at Ordinary Meeting on 16 October 2019. This is a Multi Year project.**
100484	**Cowes PICAL Building**	1,555,383	5	**Land has been purchased & settled.Project scope being refined to meet requirements for new site. Planning permit is reqiured. This is a Multi Year project. Program budget has been allocated to projects 100528, 100529 & 100530**
100113	**Pioneer Bay Drainage Strategy Outlet Works**	368,821	45	**Improvements. This is Council's contribution to Melbourne Water trunk drain & diversion pit which intergrates with Council's road & drainage upgrade.**
100374	**Pioneer Bay roads & drainage special charge scheme.**	4,280,940	60	**Tender award expected in quarter 4. Works to be conducted in accordance with Melbourne Water's trunk drain improvement project. This is a Multi Year project.**
100496	**Local Road safety Improvement Program - Soldiers/Agar Rd int**	176,500	35	**Detailed design is being finalised. This is a Multi Year project.**
	TOTAL $	**6,716,601**		
	CARRYOVER, DEFERRED PROJECTS & MULTI YEAR PROJECT TOTAL $	**14,011,279**		

2019-20 Approved Budget Capital Works Pojects

	PROPERTY	5,872,000	
	PLANT AND EQUIPMENT	1,920,000	
	INFRASTRUCTURE	13,371,000	
	TOTAL $	**21,163,000**	
	CARRYOVERS FOR YEAR 2019 $	**9,630**	**VALUE TO BE CHECKED. IT WAS IN !ST QUARTER FINANCIAL REPORT**

2.7 Carry Overs to 2019/20

Activities from the prior financial year that have had budget carried over into 2019/2020 are reflected in the forecast figures throughout this report. A list of these projects is provided over the following two pages.

Project Name	Expenses $(000's)	Revenue ($000's)	Total ($000's)
Operating			
Amendment C136 Cape Paterson	73	(50)	23
Amendment C150 Bass Resort	23	(30)	(7)
Annual Community Events Grants	1		1
Asset Condition Assessments	97		97
Asset Management Policy and Strategy	15		15
Biolinks - re-vegetation project 2	30	(30)	-
Building Asset Management Plan implementation project 1	21		21
Cape Paterson Bay Beach Development Plan Detailed Design	30		30
Cape Paterson Surf Lifesaving Club Upgrade	485		485
CHSP – Minor equipment expenditure FINESSE 15301	34		34
Coast & bush land - risk management project	7		7
Cowes Main Beach Sand Management - Beach Renourishment	76		76
Creative Gippsland	22		22
Developer led amendments project 3	21	(60)	(39)
Drainage Asset Management Plan implementation project 1	60		60
Early Years Education and Support 2018-19	15		15
Education programs - responsible pet ownership	3		3
Feasibility Study - Pathway between Rose Av and Coghlan Rd	25		25
Implementation of OSAMP/BAMP	10		10
Inverloch Surf Beach Sand Management - Beach Renourishment	110	(106)	4
MSS Rewrite and Implementation 2018-19	8		8
Municipal Public Health and Wellbeing Plan Implementation	33		33
OneCouncil System Implementation (core system upgrade)	20		20
Phillip Island Entrance Planning and Design 2018/19	65	(15)	50
Replacement of "Visit Bass Coast" Website	5		5
Robert Smith Collection Curation	6		6
Section 173 Developer Contributions Framework	15		15
Southern Gippsland Food Cluster	5		5
Sustainability - zero emission strategy	18		18
VicRoads safe cycling program	3		3
Walk to School Program 2018	15		15
Wonthaggi Activity Centre Plan	19		19
State Care Services	85		85
Land Sales	-	(800)	(800)
Rural Access	79		79
Community Grants	40		40
Commonwealth Care Services	190		190
Total	**1,765**	**(1,091)**	**674**

Project Name	Expenses $(000's)	Revenue ($000's)	Total ($000's)
Capital			
Bass Coast Rail Trail Bourne Creek Pedestrian Bridge Renewal	51		51
Bass Coast Rail Trail Signage & Seating Detailed Design	27		27
Bass Valley integrated children's centre	11		11
Blackspot Cowes Rhyll Road	637	(634)	2
Buildings - Building renewal design program for next year	51		51
Buildings - Dalyston Pavillion replacement	20		20
Buildings - Phillip Island Football Club change rooms	10		10
Buildings - Wonthaggi Depot	10		10
Carpark - Cowes Leisure Centre C/P - Cowes	46		46
Corinella Boat Ramp Carpark	43		43
Corinella Skate Park	46		46
Cowes Cultural and Community Centre (detailed design)	429		429
Cowes Jetty Triangle and Piazza redevelopment (design & construct)	121		121
Cowes PICAL building	75		75
Cowes Transit Centre and All-Day Parking	851	(420)	431
Grantville Cell 7 Construction	725		725
Grantville Skate Park	20		20
Information Technology - Multfunction Device	50		50
Inverloch Sound Shell (contribution)	184		184
Light Fleet & Equipment replacement	59		59
Marine Structures Renewal (new program)	195		195
Olive Justice Park (design)	25		25
Other EWaste/Depot Infrastructure Cowes Wonthaggi Inverloch	237	(201)	36
PBN Surf Parade Inverloch - Veronica St to Goroke St	112		112
Phillip Island Croquet Club Pavilion Detailed Design	24		24
Phillip Island Transfer Station & Depot Facility Land Acq	55		55
Pioneer Bay Drainage Strategy Outfall works	369		369
Pioneer Bay roads and drainage special charge scheme	4,284	(2,141)	2,143
Playground Detailed Design	44		44
Rail Trail Illumination Project Wonthaggi	178	(72)	106
Recreation Group - Cowes Netball Court Renewal	106		106
Recreation Group - Cowes Skate Park replacement	328		328
Rural Pavement - Loch Wonthaggi Rd, West Creek from end Sta	296		296
Rural Roads Group - Line Marking Renewal Program	77		77
San Remo Skate Park	208		208
Scenic Estate land acquisition	40		40
Strategic land acquisition - Phillip Island	2,000		2,000
Street Decoration - Banner Pole Renewal	20		20
Wonthaggi Angling and Tennis Club Detailed Design	14		14
Wonthaggi Croquet Club Pavilion Detailed Design	23		23
Wonthaggi Historical Society Building Expansion	200		200
Wonthaggi Transfer Station Shed Renewal	100		100
Wonthaggi United Soccer Club Detailed Design	21		21
Total	**12,424**	**(3,468)**	**8,956**
Grand Total	**14,189**	**(4,559)**	**9,630**

CAPITAL WORKS PROJECTS REVIEWED BY QUARTER % COMPLETE

BASS COAST SHIRE COUNCIL PROJECT REPORTS 2019-2020

THE BUDGET 2019-20 REPORTED 33 PROJECTS. THE 1st QUARTER FINANCIAL REPORT BY THE COUNCIL REPORTED 131 PROJECTS.
AN INCREASE OF 98 PROJECTS. THE 33 LISTED BUDGET PROJECTS HAD NO PROJECT NUMBERS.

1st QUARTER TOTAL PROJECTS	2nd QUARTER TOTAL PROJECTS	3rd QUARTER TOTAL PROJECTS
131	136	145
	PROJECTS ADDED	PROJECTS ADDED
	100121	100544
	100617	100628
	100539	100425
	100537	100629
	100443	100630
		100631
		100633
		100578
		100611

PROJECTS ADDED TO THE 2nd QRT

PROJECT No.	
100121	COWES CULTURAL & COMMUNITY CENTRE (STAGE 1 CONSTR - TENANCY
100617	LAND ACQUATION - COMMERCIAL CONFIDENCE
100539	WUCAC ACCESSIBLE LIFT
100537	CAPE PATTERSON SURF BEACH ACCESS STAIRS RECTIFICATION
100443	INFORMATION TECHNOLOGY - SWITCHES & ROUTERS

PROJECTS ADDED TO THE 3rd QRT

PROJECT No.	
100544	BUILDINGS - RENEWAL ROOF GUTTERING WONTHAGGI MUSEUM
100628	WARRAWEE SENIOR CITIZENS CLUB AIR CON REPLACEMENT
100425	STORM WATER GROUP - McKENZIE ST WONTHAGGI
100629	BEVERIDGE CLOSE DRAINAGE RESERVE BOLLARD REPLACEMENT
100630	CORINELLA COMMUNITY CENTRE - DDA COMPLAINT CARPARK
100631	FOOTPATH EXTENSION - CASHIN ST ROYAL PDE AREA INVERLOCH
100633	FOOTPATH RENEWAL - THE HUB INVERLOCH
100578	GRANTVILLE ACTIVITY CENTRE
100611	SHETLAND HEIGHTS ROAD SPECIAL CHARGE SCHEME PLANNING & INVETIGA

****** **A KEY PERFORMANCE INDICATOR REPORTED MONTHLY IS A MUST**

PROJECT % COMPLETE OVERVIEW

	FIRST QUARTER		SECOND QUARTER		THIRD QUARTER	
No.	PROJECT No.	% COMPLETE	PROJECT No.	% COMPLETE	PROJECT NO.	% COMPLETE
1	100528	Unknown	100528	0	100528	0
2	100529	Unknown	100529	0	100529	0
3	100386	Unknown	100386	0	100386	0
4	100446	Unknown	100446	0	100446	0
5	100447	Unknown	100447	0	100447	0

0% = 6
5% = 7
10% = 5
20% = 2
25% = 5
30% = 5
35% = 2
40% = 3

6	NIL	**Unknown**	NIL		100611	0
7	100484	**Unknown**	100484	5	100484	5
8	100459	**Unknown**	100459	5	100459	5
9	100422	**Unknown**	100422	5	100422	5
10	100505	**Unknown**	100505	5	100505	5
11	100375	**Unknown**	100375	5	100375	5
12	100491	**Unknown**	100491	5	100491	5
13	100489	**Unknown**	100489	5	100489	5
14	100124	**Unknown**	100124	10	100124	10
15	100525	**Unknown**	100525	5	100525	10
16	100610	**Unknown**	100610	10	100610	10
17	100376	**Unknown**	100376	10	100376	10
18	100444	**Unknown**	100444	10	100444	10
19	100530	**Unknown**	100530	5	100530	20
20	100053	**Unknown**	100053	20	100053	20
21	100480	**Unknown**	100480	5	100480	25
22	100493	**Unknown**	100493	15	100493	25
23	100532	**Unknown**	100532	10	100532	25
24	100595	**Unknown**	100595	15	100595	25
25	100488	**Unknown**	100488	15	100488	25
26	100520	**Unknown**	100520	5	100520	30
27	100521	**Unknown**	100521	5	100521	30
28	100590	**Unknown**	100590	30	100590	30
29	100591	**Unknown**	100591	30	100591	30
30	100408	**Unknown**	100408	30	100408	30
31	100496	**Unknown**	100496	35	100496	35
32	100445	**Unknown**	100445	30	100445	35
33	100377	**Unknown**	100377	15	100377	40
34	100409	**Unknown**	100409	40	100409	40
35	100442	**Unknown**	100442	40	100442	40
36	100387	**Unknown**	100387	45	100387	45
37	100113	**Unknown**	100113	45	100113	45
38	100441	**Unknown**	100441	45	100441	45
39	100506	**Unknown**	100506	45	100506	45
40	100593	**Unknown**	100593	0	100593	45
41	100597	**Unknown**	100597	0	100597	45
42	100599	**Unknown**	100599	0	100599	45
43	100612	**Unknown**	100612	45	100612	45
44	100490	**Unknown**	100490	5	100490	50
45	100041	**Unknown**	100041	10	100041	50
46	100428	**Unknown**	100428	50	100428	50
47	100495	**Unknown**	100495	5	100495	50
48	100600	**Unknown**	100600	10	100600	50
49	100607	**Unknown**	100607	10	100607	50
50	100589	**Unknown**	100589	45	100589	55

45% = 8
50% = 6
55% = 4
60% = 3
70% = 1
75% = 1
80% = 4
85% = 3
90% = 4
95% = 2
99% = 1
100% = 73

TOTAL PROJECTS = 145

SUGGESTED KEY PERFORMANCE INDICATOR.

PROJECTS % CHANGES

0 to 10% = 18

11% TO 50% = 31

51% TO 80% = 13

81% TO 99% = 10

100% = 73. COMPLETED PROJECTS 31/3/2020

51	100383	**Unknown**	100383	15	100383	55
52	100592	**Unknown**	100592	0	100592	55
53	NIL	**Unknown**	NIL		100578	55
54	100374	**Unknown**	100374	60	100374	60
55	100139	**Unknown**	100139	60	100139	60
56	100141	**Unknown**	100141	60	100141	60
57	100522	**Unknown**	100522	10	100522	70
58	NIL	**Unknown**	100617	30	100617	75
59	100392	**Unknown**	100392	80	100392	80
60	NIL	**Unknown**	NIL		100544	80
61	100414	**Unknown**	100414	20	100414	80
62	100257	**Unknown**	100257	80	100257	80
63	100384	**Unknown**	100384	45	100384	85
64	100492	**Unknown**	100492	5	100492	85
65	100608	**Unknown**	100608	40	100608	85
66	100609	**Unknown**	100609	0	100609	90
67	100519	**Unknown**	100519	5	100519	90
68	100415	**Unknown**	100415	90	100415	90
69	100594	**Unknown**	100594	15	100594	90
70	100406	**Unknown**	100406	10	100406	95
71	100499	**Unknown**	100499	60	100499	95
72	100598	**Unknown**	100598	10	100598	99
73	NIL	**Unknown**	100121	100	100121	100
74	100247	**Unknown**	100247	100	100247	100
75	100388	**Unknown**	100388	100	100388	100
76	100390	**Unknown**	100390	100	100390	100
77	100393	**Unknown**	100393	100	100393	100
78	100395	**Unknown**	100395	100	100395	100
79	100396	**Unknown**	100396	90	100396	100
80	100397	**Unknown**	100397	100	100397	100
81	100475	**Unknown**	100475	100	100475	100
82	100476	**Unknown**	100476	90	100476	100
83	100481	**Unknown**	100481	90	100481	100
84	100482	**Unknown**	100482	90	100482	100
85	100500	**Unknown**	100500	100	100500	100
86	100531	**Unknown**	100531	100	100531	100
87	NIL	**Unknown**	NIL		100628	100
88	NIL	**Unknown**	100539	100	100539	100
89	100096	**Unknown**	100096	100	100096	100
90	100251	**Unknown**	100251	100	100251	100
91	100399	**Unknown**	100399	100	100399	100
92	100400	**Unknown**	100400	10	100400	100
93	100401	**Unknown**	100401	100	100401	100
94	100402	**Unknown**	100402	100	100402	100
95	100405	**Unknown**	100405	100	100405	100
96	100453	**Unknown**	100453	100	100453	100
97	100460	**Unknown**	100460	100	100460	100
98	100461	**Unknown**	100461	100	100461	100

99	100477	**Unknown**	100477	70	100477	100
100	100478	**Unknown**	100478	95	100478	100
101	100494	**Unknown**	100494	100	100494	100
102	100501	**Unknown**	100501	100	100501	100
103	100508	**Unknown**	100508	100	100508	100
104	100515	**Unknown**	100515	50	100515	100
105	100523	**Unknown**	100523	10	100523	100
106	100524	**Unknown**	100524	5	100524	100
107	100526	**Unknown**	100526	5	100526	100
108	NIL	**Unknown**	100537	100	100537	100
109	100006	**Unknown**	100006	100	100006	100
110	100007	**Unknown**	100007	55	100007	100
111	100008	**Unknown**	100008	100	100008	100
112	100101	**Unknown**	100101	100	100101	100
113	100120	**Unknown**	100120	100	100120	100
114	100381	**Unknown**	100381	100	100381	100
115	100382	**Unknown**	100382	100	100382	100
116	100410	**Unknown**	100410	80	100410	100
117	100416	**Unknown**	100416	20	100416	100
118	100417	**Unknown**	100417	100	100417	100
119	100419	**Unknown**	100419	100	100419	100
120	100420	**Unknown**	100420	100	100420	100
121	NIL	**Unknown**	NIL		100425	100
122	100451	**Unknown**	100451	60	100451	100
123	100474	**Unknown**	100474	95	100474	100
124	100498	**Unknown**	100498	80	100498	100
125	100503	**Unknown**	100503	100	100503	100
126	100504	**Unknown**	100504	100	100504	100
127	100527	**Unknown**	100527	100	100527	100
128	100533	**Unknown**	100533	50	100533	100
129	100596	**Unknown**	100596	15	100596	100
130	100601	**Unknown**	100601	10	100601	100
131	100602	**Unknown**	100602	100	100602	100
132	100603	**Unknown**	100603	100	100603	100
133	100604	**Unknown**	100604	100	100604	100
134	100605	**Unknown**	100605	100	100605	100
135	100606	**Unknown**	100606	100	100606	100
136	NIL	**Unknown**	NIL		100629	100
137	NIL	**Unknown**	NIL		100630	100
138	NIL	**Unknown**	NIL		100631	100
139	NIL	**Unknown**	NIL		100633	100
140	100105	**Unknown**	100105	100	100105	100
141	NIL	**Unknown**	100443	100	100443	100
142	100502	**Unknown**	100502	0	100502	100
143	100110	**Unknown**	100110	80	100110	100
144	100513	**Unknown**	100513	100	100513	100
145	100372	**Unknown**	100372	100	100372	100

Bass Coast Shire Council

Chief Executive Officer Ms Ali Wastie.

Mayor Cr Brett Tressari.

Submission to the Draft Budget 2020-21.

17/7/2020

Subject: - FINANCIAL REPORTING INCLUSSIONS DRAFT BUDGET SUBMISSION 2020-21.

Mr. Mayor and Councillor's.

A. I request the fourth Quarterly financial Report obtain a number of inclusions.

1. The TREASURY REPORT to become a spreadsheet showing :-
a. The name of the investment, when invested, investment period, maturity date, return on investment and the Cash in Bank figure.

2. All Carryover, Deferred and Multi-Year project listing with:-
a. Percentage complete, Budget revenue, YTD expenditure and YTD Contingency expenditure.

3. A full spreadsheet of projects numbers and Tender numbers sorted by percentage complete with:-
a. YTD expenditure, YTD Contingency expenditure, Budget revenue all of which to be added to the existing presented spreadsheet.

Mr. Mayor you might rule this submission out of order at present it refers to the 2019-20 budget year. However my requests will apply for the budget year 2020-21and future years. Therefore I would believe they are worthy inclusions.

B. Mr. Mayor and Councillors I request the above details become mandatory quarterly inclusions when reporting for the Bass Coast Shire Council.

Included are spreadsheets:-

Investments of Council.

Deferred and Carryover as of 31/3/2020.

Capital Works Projects Reviewed by Quarterly %

Stay well all.

I request a written reply.

Yours Sincerely

Submission 22

Graham Jolly

Bass Coast Shire Council

Chief Executive Officer Ms Ali Wastie.

Mayor Cr Brett Tressari.

Submission to the Draft Budget 2020-21.

18/7/2020

Subject: - INCLUSSIONS TO THE BUDGET PAPER 2020-21.

1. I request the budget paper 2020-21 include a number of inclusion and statements:-

a. Report all Statutory laws Council must abide by when determining the draft budget and budget 2020-21 and the yearly reporting.

b. List by name Council Fees and Charges Policy which is reviewed annually.

c. List by name Councils Investment Policy approved as of 18/3/2020 (Ordinary Council meeting H 12).

d. List by name Council Procurement Policy approved as of 17/6/2020 (Ordinary council meeting H 15) and the Procurement Delegation Policy approved as of 18/3/2020 (Ordinary council meeting H 14).

e. A statement Council will report all financial details showing final project costs that are greater than the budgeted financial allocation.

f. A statement Council will report all financial details showing final project costs when the budget surplus is greater than 5% of the total project cost.

g. A statement of Councils Best Practices for determining Project Budget allocation costs, Tenders, Project Management cost setting and Contingency cost setting methods.

h. A statement Council will report all details for Contingency expenditures as YTD, Forecast, Actual and a reason the Contingency was expensed.

2. Would Council please explain why listed in Councils Tender File, Contract 19009 has a cost of $725,815.18 when H 10 Ordinary Council meeting 18 September 2019 reported the total contract cost of $640,731.98 excluding GST (10%). Why is there an increase to the contract cost?

3. Would Council please explain where the Investment money comes from for each quarter of a financial year?

Refer to my spreadsheet with financial figures.

I request a written reply.

Yours Sincerely

INCOME VERSA INVESTMENT STRATEGY 2019-20

*******THIS REQUIRIES AN EXPLANATION FROM COUNCIL *******

BASS COAST SHIRE COUNCIL COMPREHENSIVE INCOME STATEMENTS AND THE QUARTERLY TREASURELY REPORTS

	END OF YEAR 30/06/2019	1st QUARTER 30/09/2019	2nd QUARTER 31/12/2019	3rd QUARTER 31/03/2020
A. TOTAL INCOME	89,025,000	64,738,000	69,264,000	75,017,000
B.TOTAL EXPENDITURE	86,934,000	19,314,000	37,746,000	56,084,000
C. REMAINING INCOME	2,091,000	45,424,000	31,518,000	18,933,000
D. TERM & SHARE INVESTMENT NOTE SHARES $40,000	31,200,000	43,000,000	36,200,000	44,040,000
DIFFERENCE BETWEEN REMAINING INCOME (C) AND INVESTMENTS (D).	-29,109,000	2,424,000	-4,682,000	-25,107,000
	WHERE DOES THE MONEY COME FROM THAT ALLOWS THE INVESTMENTS ?			
F. CASH IN BANK	4,301,000	6,124,139	4,414,968	UNKNOWN

CASH RESERVES/GENERAL REVENUE

BENDIGO BANK SHARES OF $40,000. WHEN WILL THE SHARES BE CASHED IN AND WHAT IS THE TOTAL INVESTMENT RETURN ?

INVESTMENTS of Council 31-3-2020

FINANCIAL REPORTS. BASS COAST SHIRE COUNCIL.

COUNCIL INVESTMENTS FOR EACH THREE QUARTER UP TO 31-3-2020

	DOLLARS
3rd QUARTER FINANCIAL $	
TOTAL RATES & CHARGES COLLECTED UP TO 31-3-2020	61,710,000
TOTAL INCOME UP TO 31-3-2020	75,017,000
TOTAL EXPENDITURE UP TO 31-3-2020	56,084,000
PERCENTAGE OF TOTAL INCOME AS PER 3rd QRT INVESTMENT	71%
PERCENTAGE OF RATES & CHARGES COLLECT AS PER 2nd QRT INVESTMENT	59%
CASH IN THE BANK 31-3-2020 AT CALL. PAGE 13	?
TERM DEPOSIT INVESTMENTS 31-3-2020 PAGE 13	44,040,000
RETURN ON INVESTMENTS 31-3-2020 EXPECTED. P13	?
MAXIMUM INVESTMENT DAYS 111	
INVESTMENTS ARE BASED ON CALENDA DAYS	

No.	INVESTMENTS HELD BY COUNCIL AS AT 31 MARCH 2020	PRINCIPAL $	INTEREST RATE	ESTIMATED START INVESTMENT DATE		TERM (DAYS)	MATURITY DATE	PRINCIPAL $ MATURED BY 30 JUNE 2020	PRINCIPAL $ MATURED AFTER 1 JULY 2020	MATURITY RETURN INVESTMENT NOT REPORTED
	3rd QUARTER FINANCIAL $									
1	NATIONAL AUSTRALIA BANK	3,400,000	1.59%	10/01/2020	*	82	2/04/2020	3,400,000		
2	AMP BANK	1,000,000	1.75%	8/01/2020	*	98	14/04/2020	1,000,000		
3	BENDIGO AND ADELAIDE BANK LIMITED	1,600,000	1.45%	8/01/2020	*	98	14/04/2020	1,600,000		
4	NATIONAL AUSTRALIA BANK	6,000,000	1.57%	28/01/2020	*	91	27/04/2020	6,000,000		
5	AMP BANK	1,500,000	1.75%	13/01/2020	*	91	11/05/2020	1,500,000		
6	MACQUARIE	2,760,000	1.60%	13/01/2020	*	91	11/05/2020	2,760,000		
7	NATIONAL AUSTRALIA BANK	3,740,000	1.57%	13/01/2020	*	91	11/05/2020	3,740,000		
8	NATIONAL AUSTRALIA BANK	6,200,000	1.57%	22/01/2020	*	96	25/05/2020	6,200,000		
9	BENDIGO AND ADELAIDE BANK LIMITED	7,800,000	1.45%	22/01/2020	*	111	9/06/2020	7,800,000		
10	MySTATE BANK	4,000,000	1.60%	17/03/2020		98	22/06/2020	4,000,000		
11	AUSTRALIAN UNITY	3,000,000	1.80%	31/03/2020		98	6/07/2020		3,000,000	
12	MACQUARIE	1,600,000	1.70%	31/03/2020		97	6/07/2020		1,600,000	
13	AUSTRALIAN UNITY BANK LTD	1,400,000	1.80%	31/03/2020		105	13/07/2020		1,400,000	
14	BENDIGO BANK (SHARES)	40,000	N/A			N/A	N/A		40,000	
		44,040,000		JANUARY INVESTMENT TOTAL $ *			MARCH INVESTMENT TOTAL $	38,000,000	6,040,000	

2nd QUARTER, HALF YEAR FINANCIAL $	
TOTAL RATES & CHARGES COLLECTED UP TO 31-12-2019	61,280,000
TOTAL INCOME UP TO 31-12-2019	69,264,000
TOTAL EXPENDITURE UP TO 31-12-2019	37,746,000
PERCENTAGE OF TOTAL INCOME AS PER 2nd QRT INVESTMENT	52%
PERCENTAGE OF RATES & CHARGES COLLECT AS PER 2nd QRT INVESTMENT	59%
CASH IN THE BANK 31-12-2019 AT CALL. PAGE 13	4,414,968

34,000,000

10,000,000

THIS AMOUNT IS AT THE END OF THE 3RD QUARTER 31/03/2020

THIS IS AVAILABLE DURING THE 2020-21 BUDGET YEAR

TERM DEPOSIT INVESTMENTS 31-12-2019. PAGE 13	36,200,000		CASH IN BANK 31/3/2020 UNKNOWN	
RETURN ON INVESTMENTS 31-12-2019 EXPECTED. P13	139,992		TOTAL INVESTMENT 3rd QRT 31/3/2020	44,040,000
MAXIMUM INVESTMENT DAYS 120			TOTAL INCOME 3rd QUARTER 31/3/2020	75,017,000
INVESTMENTS ARE BASED ON CALENDA DAYS			RATES & CHARGES 3rd QRT 31/3/2020	61,710,000

1st QUARTER FINANCIAL 30 SEPTEMBER 2019 $

TOTAL RATES & CHARGES COLLECTED UP TO 30-09-2019	60,957,000		% of TOTAL INCOME AS PER 3rd QRT INVESTMENT	59%
TOTAL INCOME UP TO 30-09-2019	64,738,000		% of TOTAL RATES & CHARGES AS PER 3rd QRT INVESTMENT	71%
TOTAL EXPENDITURE UP TO 30-09-2019	19,314,000			
PERCENTAGE OF TOTAL INCOME AS PER 1st QRT INVESTMENT		66%		
PERCENTAGE OF RATES & CHARGES COLLECT AS PER 1st QRT INVESTMENT		71%		
CASH IN THE BANK 30-09-2019 AT CALL. PAGE 13	6,124,139			
TERM DEPOSIT INVESTMENTS 30-09-2019. PAGE 13	43,000,000			
RETURN ON INVESTMENTS 31-12-2019 EXPECTED. P13	168,395			
MAXIMUM INVESTMENT DAYS 120				
INVESTMENTS ARE BASED ON CALENDA DAYS				

CURRENT 1 JULY 2020 ALLOWABLE MAXIMUM INVESTMENT DURATION IS 120 DAYS. THIS WILL CHANGE TO 2 YEARS MAXIMUM.

END OF YEAR FINANCIAL 30 JUNE 2019 $

TOTAL RATES & CHARGES COLLECTED UP TO 30-06-2019	58,582,000	
TOTAL INCOME UP TO 30-06-2019	89,025,000	
TOTAL EXPENDITURE UP TO 30-06-2019	86,934,000	
PERCENTAGE OF TOTAL INCOME AS PER 30 JUNE INVESTMENT		27%
PERCENTAGE OF RATES & CHARGES COLLECT AS PER 30 JUNE INVESTMENT		18%
CASH IN THE BANK 30-06-2019 AT CALL PAGE 20	4,301,000	
TERM DEPOSIT INVESTMENTS 30-06-2019. PAGE 20	15,840,000	
RETURN ON INVESTMENTS 31-12-2019 EXPECTED.		
MAXIMUM INVESTMENT DAYS		
INVESTMENTS ARE BASED ON CALENDA DAYS		
CASH ON HAND 30-06-2019 PAGE 20	6,000	

Submission 23

Graham Jolly

ED20/85506

From:
Sent: 16/07/2020 1:29 PM
To: "Bass Coast Mailbox" <basscoast@basscoast.vic.gov.au>
Subject: SUBMISSION DRAFT BUDGET 2020/21.MISSING PROJECT NUMBERS AND PROJECTS.
Attachments: CAPITAL WORKS POJECT REVIEWED BY QUARTER % COMPLETE.xlsx, SUBMISSION. MISSING PROJECT NUMBERS & MISSING PROJECTS 2020-21 DRAFT BUDGET.docx, CWP- DRAFT 2020-21 BUDGET -1.xlsx, Carry overs to 2019-20[10].pdf

Submission to the Draft Budget 2020/21.

included a spreadsheet showing all Capital Works Projects listed in the draft budget 2020/21.
spreadsheet reviewing Capital Works Projects.

Stay well

Regards

CAPITAL WORKS PROJECTS REVIEWED BY QUARTER % COMPLETE

BASS COAST SHIRE COUNCIL PROJECT REPORTS 2019-2020

THE BUDGET 2019-20 REPORTED 33 PROJECTS. THE 1st QUARTER FINANCIAL REPORT BY THE COUNCIL REPORTED 131 PROJECTS. AN INCREASE OF 98 PROJECTS. THE 33 LISTED BUDGET PROJECTS HAD NO PROJECT NUMBERS.

1st QUARTER TOTAL PROJECTS	2nd QUARTER TOTAL PROJECTS	3rd QUARTER TOTAL PROJECTS
131	136	145

PROJECTS ADDED	PROJECTS ADDED
100121	100544
100617	100628
100539	100425
100537	100629
100443	100630
	100631
	100633
	100578
	100611

PROJECTS ADDED TO THE 2nd QRT

PROJECT No.	
100121	COWES CULTURAL & COMMUNITY CENTRE (STAGE 1 CONSTR - TENANCY
100617	LAND ACQUATION - COMMERCIAL CONFIDENCE
100539	WUCAC ACCESSIBLE LIFT
100537	CAPE PATTERSON SURF BEACH ACCESS STAIRS RECTIFICATION
100443	INFORMATION TECHNOLOGY - SWITCHES & ROUTERS

PROJECTS ADDED TO THE 3rd QRT

PROJECT No.	
100544	BUILDINGS - RENEWAL ROOF GUTTERING WONTHAGGI MUSEUM
100628	WARRAWEE SENIOR CITIZENS CLUB AIR CON REPLACEMENT
100425	STORM WATER GROUP - McKENZIE ST WONTHAGGI
100629	BEVERIDGE CLOSE DRAINAGE RESERVE BOLLARD REPLACEMENT
100630	CORINELLA COMMUNITY CENTRE - DDA COMPLAINT CARPARK
100631	FOOTPATH EXTENSION - CASHIN ST ROYAL PDE AREA INVERLOCH
100633	FOOTPATH RENEWAL - THE HUB INVERLOCH
100578	GRANTVILLE ACTIVITY CENTRE
100611	SHETLAND HEIGHTS ROAD SPECIAL CHARGE SCHEME PLANNING & INVETIGA

****** **A KEY PERFORMANCE INDICATOR REPORTED MONTHLY I**

PROJECT % COMPLETE OVERVIEW

	FIRST QUARTER		SECOND QUARTER		THIRD QUARTER	
No.	PROJECT No.	% COMPLETE	PROJECT No.	% COMPLETE	PROJECT NO.	% COMPLETE
1	100528	Unknown	100528	0	100528	0
2	100529	Unknown	100529	0	100529	0

0% = 6
5% = 7
10% = 5
20% = 2
25% = 5

3	100386	Unknown	100386	0	100386	0	30% = 5
4	100446	Unknown	100446	0	100446	0	35% = 2
5	100447	Unknown	100447	0	100447	0	40% = 3
6	NIL	Unknown	NIL		100611	0	45% = 8
7	100484	Unknown	100484	5	100484	5	50% = 6
8	100459	Unknown	100459	5	100459	5	55% = 4
9	100422	Unknown	100422	5	100422	5	60% = 3
10	100505	Unknown	100505	5	100505	5	70% = 1
11	100375	Unknown	100375	5	100375	5	75% = 1
12	100491	Unknown	100491	5	100491	5	80% = 4
13	100489	Unknown	100489	5	100489	5	85% = 3
14	100124	Unknown	100124	10	100124	10	90% = 4
15	100525	Unknown	100525	5	100525	10	95% = 2
16	100610	Unknown	100610	10	100610	10	99% = 1
17	100376	Unknown	100376	10	100376	10	100% = 73
18	100444	Unknown	100444	10	100444	10	TOTAL PROJECTS = 145
19	100530	Unknown	100530	5	100530	20	SUGGESTED KEY PERFORMANCE INDICATOR.
20	100053	Unknown	100053	20	100053	20	PROJECTS % CHANGES
21	100480	Unknown	100480	5	100480	25	0 to 10% = 18
22	100493	Unknown	100493	15	100493	25	11% TO 50% = 31
23	100532	Unknown	100532	10	100532	25	51% TO 80% = 13
24	100595	Unknown	100595	15	100595	25	81% TO 99% = 10
25	100488	Unknown	100488	15	100488	25	100% = 73. COMPLETED PROJECTS 31/3/2020
26	100520	Unknown	100520	5	100520	30	
27	100521	Unknown	100521	5	100521	30	
28	100590	Unknown	100590	30	100590	30	
29	100591	Unknown	100591	30	100591	30	
30	100408	Unknown	100408	30	100408	30	
31	100496	Unknown	100496	35	100496	35	
32	100445	Unknown	100445	30	100445	35	
33	100377	Unknown	100377	15	100377	40	
34	100409	Unknown	100409	40	100409	40	
35	100442	Unknown	100442	40	100442	40	
36	100387	Unknown	100387	45	100387	45	
37	100113	Unknown	100113	45	100113	45	
38	100441	Unknown	100441	45	100441	45	
39	100506	Unknown	100506	45	100506	45	
40	100593	Unknown	100593	0	100593	45	
41	100597	Unknown	100597	0	100597	45	
42	100599	Unknown	100599	0	100599	45	
43	100612	Unknown	100612	45	100612	45	
44	100490	Unknown	100490	5	100490	50	

45	100041	**Unknown**	100041	10	100041	50
46	100428	**Unknown**	100428	50	100428	50
47	100495	**Unknown**	100495	5	100495	50
48	100600	**Unknown**	100600	10	100600	50
49	100607	**Unknown**	100607	10	100607	50
50	100589	**Unknown**	100589	45	100589	55
51	100383	**Unknown**	100383	15	100383	55
52	100592	**Unknown**	100592	0	100592	55
53	NIL	**Unknown**	NIL		100578	55
54	100374	**Unknown**	100374	60	100374	60
55	100139	**Unknown**	100139	60	100139	60
56	100141	**Unknown**	100141	60	100141	60
57	100522	**Unknown**	100522	10	100522	70
58	NIL	**Unknown**	100617	30	100617	75
59	100392	**Unknown**	100392	80	100392	80
60	NIL	**Unknown**	NIL		100544	80
61	100414	**Unknown**	100414	20	100414	80
62	100257	**Unknown**	100257	80	100257	80
63	100384	**Unknown**	100384	45	100384	85
64	100492	**Unknown**	100492	5	100492	85
65	100608	**Unknown**	100608	40	100608	85
66	100609	**Unknown**	100609	0	100609	90
67	100519	**Unknown**	100519	5	100519	90
68	100415	**Unknown**	100415	90	100415	90
69	100594	**Unknown**	100594	15	100594	90
70	100406	**Unknown**	100406	10	100406	95
71	100499	**Unknown**	100499	60	100499	95
72	100598	**Unknown**	100598	10	100598	99
73	NIL	**Unknown**	100121	100	100121	100
74	100247	**Unknown**	100247	100	100247	100
75	100388	**Unknown**	100388	100	100388	100
76	100390	**Unknown**	100390	100	100390	100
77	100393	**Unknown**	100393	100	100393	100
78	100395	**Unknown**	100395	100	100395	100
79	100396	**Unknown**	100396	90	100396	100
80	100397	**Unknown**	100397	100	100397	100
81	100475	**Unknown**	100475	100	100475	100
82	100476	**Unknown**	100476	90	100476	100
83	100481	**Unknown**	100481	90	100481	100
84	100482	**Unknown**	100482	90	100482	100
85	100500	**Unknown**	100500	100	100500	100
86	100531	**Unknown**	100531	100	100531	100
87	NIL	**Unknown**	NIL		100628	100
88	NIL	**Unknown**	100539	100	100539	100
89	100096	**Unknown**	100096	100	100096	100

90	100251	**Unknown**	100251	100	100251	100
91	100399	**Unknown**	100399	100	100399	100
92	100400	**Unknown**	100400	10	100400	100
93	100401	**Unknown**	100401	100	100401	100
94	100402	**Unknown**	100402	100	100402	100
95	100405	**Unknown**	100405	100	100405	100
96	100453	**Unknown**	100453	100	100453	100
97	100460	**Unknown**	100460	100	100460	100
98	100461	**Unknown**	100461	100	100461	100
99	100477	**Unknown**	100477	70	100477	100
100	100478	**Unknown**	100478	95	100478	100
101	100494	**Unknown**	100494	100	100494	100
102	100501	**Unknown**	100501	100	100501	100
103	100508	**Unknown**	100508	100	100508	100
104	100515	**Unknown**	100515	50	100515	100
105	100523	**Unknown**	100523	10	100523	100
106	100524	**Unknown**	100524	5	100524	100
107	100526	**Unknown**	100526	5	100526	100
108	NIL	**Unknown**	100537	100	100537	100
109	100006	**Unknown**	100006	100	100006	100
110	100007	**Unknown**	100007	55	100007	100
111	100008	**Unknown**	100008	100	100008	100
112	100101	**Unknown**	100101	100	100101	100
113	100120	**Unknown**	100120	100	100120	100
114	100381	**Unknown**	100381	100	100381	100
115	100382	**Unknown**	100382	100	100382	100
116	100410	**Unknown**	100410	80	100410	100
117	100416	**Unknown**	100416	20	100416	100
118	100417	**Unknown**	100417	100	100417	100
119	100419	**Unknown**	100419	100	100419	100
120	100420	**Unknown**	100420	100	100420	100
121	NIL	**Unknown**	NIL		100425	100
122	100451	**Unknown**	100451	60	100451	100
123	100474	**Unknown**	100474	95	100474	100
124	100498	**Unknown**	100498	80	100498	100
125	100503	**Unknown**	100503	100	100503	100
126	100504	**Unknown**	100504	100	100504	100
127	100527	**Unknown**	100527	100	100527	100
128	100533	**Unknown**	100533	50	100533	100
129	100596	**Unknown**	100596	15	100596	100
130	100601	**Unknown**	100601	10	100601	100
131	100602	**Unknown**	100602	100	100602	100
132	100603	**Unknown**	100603	100	100603	100
133	100604	**Unknown**	100604	100	100604	100
134	100605	**Unknown**	100605	100	100605	100

135	100606	**Unknown**	100606	100	100606	100
136	NIL	**Unknown**	NIL		100629	100
137	NIL	**Unknown**	NIL		100630	100
138	NIL	**Unknown**	NIL		100631	100
139	NIL	**Unknown**	NIL		100633	100
140	100105	**Unknown**	100105	100	100105	100
141	NIL	**Unknown**	100443	100	100443	100
142	100502	**Unknown**	100502	0	100502	100
143	100110	**Unknown**	100110	80	100110	100
144	100513	**Unknown**	100513	100	100513	100
145	100372	**Unknown**	100372	100	100372	100

Bass Coast Shire Council

Chief Executive Officer Ms Ali Wastie.

Mayor Cr Brett Tressari.

Submission to the Draft Budget 2020-21.

16/7/2020

Subject:- MISSING PROJECT NUMBER AND PROJECTS FOR CAPITAL WORKS PROGRAM IN THE DRAFT BUDGET 2020/21.

Mr. Mayor and Councillors, I have observed the draft budget 2020-21 provides a listing of Capital Works Projects, pages 57 and 58.

I provide a spreadsheet showing all CWP listed in the Draft Budget 2020/21.

Reading the draft budget 2020-21 CWP with interest I refreshed my knowledge of the previous budget 2019-20 CWP and the various Quarterly Financial reports showing CWP spreadsheets at each quarter. The quarters dated 30/09/2019, 31/12/2019 and 31/03/2020.

Reading these reports I noticed the budget 2019-20 ending the 30 June 2020 listed **33** projects and expanded to **131** at 30/09/2019 (First Quarter Financial report) and on the 31/12/2019 increased to **136** and on the 31/03/2010 increased further to **146**.

The first quarter financial report provided a two page listing of Carry Overs to 2019/20 which comprised **80** projects, pages 11 and 12.

Adding the **33** CWP in the budget 2019-20 to the **80** Carry Over to 2019/20 projects provided a total of **113** projects leaving a shortfall of **28**.

Why ? were their additions to the CWP beyond **33 projects** at the start of the year, when the Councillor's and Ratepayers were not aware of additional CWP projects at the time of presenting the draft budget and subsequent budget 2019/20.

Mr. Mayor this is unacceptable.

I also made note the 2019/20 draft budget and the 2019-20 Budget comprising of **33** CWP and did not show project numbers.

Why ?

1. I request the budget 2020-21 show project numbers to the Capital works Program. The project numbers to be cross referenced to each TENDER taken up by Council and also cross referenced to the Council Plan.

2. I request all projects intended to be undertaken during the year 2020/21 be fully reported in the budget 2020-21 at the start of the year which should closely be the same listing number reported at 30/09/2020, the first Financial Quarterly report.

3. I request a reason why points 1 and 2 are not included in the 2020-21 budget.

I request a written reply.

Yours Sincerely

CWP- DRAFT 2020-21 BUDGET

CAPITAL WORKS PROJECTS LISTED DRAFT BUDGET 2020-2021

No.	PROJECT No.	PROJECT ITEMS	PROJECT COST	GRANTS $'000	CONTRIB $'000	COUNCIL CASH $'000	BORROWINGS $'000
1		LAND ACQUISTION- WONTHAGGI NORTH EAST DCP OPEN SPACE	500			500	
2		LAND ACQUISTION- DRAINAGE	500			500	
3		ANDERSON RD BOAT RAMP EAST CARPARK UPGRADE, COWES	379			379	
4		BASS COAST ENTRY SIGNAGE	200			200	
5		BAY BEACH LOWER CARPARK & BEACH ACCESS. C PATERSON UPGR	56			56	
6		CARPARK RENEWAL PROGRAM	108			108	
7		CLIMATE CHANGE ACTIONS	500			500	
8		DALYSTON RECREACTION RESERVE M PLAN, UPGRADE FLOODLIGHT	45			45	
9		WONTHAGGI FIELD LIGHTING	250			250	
10		WONTHAGGI GUIDE PARK	1,146	760		386	
11		MINOR PROJECTS	300			300	
12		AQUATICS	3,075			3,075	
13		BUILDINGS & OPEN SPACE RENEWAL PROGRAM	5,856			5,856	
14		COWES ACTIVITY CENTRE PLAN	100			100	
15		COWES CULTURAL & COMMUNITY CENTRE REDEVELOPMENT	4,000				4,000
16		DALYSTON NETBALL COURT & TOILET PAVILLION UPGRADE	500	500			
17		INVERLOCH COMMUNITY HUB HALL AIR CON UPGRADE	74			74	
18		PHILLIP ISLAND RECREACTION RESERVE	150			150	
19		DESIGNS FOR SPORT & RECREATION RESERVES	100			100	
20		PLANT, FLEET & EQUIPMENT RENEWAL PROGRAM	1,550			1,550	
21		STREET DECORATION RENEWAL PROGRAM	45			45	
22		COMPUTERS & TELECOMMUNICATION RENEWAL PROGRAM	685			685	
23		PUBLIC ART	50			50	
24		LOCAL ROADS SAFETY IMPROVEMENT PROGRAM	100			100	
25		ROAD SERVICES ASSET MANAGEMENT PLAN (RAMP)	223			223	
26		RURAL ROADS RENEWAL PROGRAM	1,645	449		1,196	
27		UNSEALED ROADS RENEWAL PROGRAM	475	475			
28		URBAN ROADS RENEWAL PROGRAM	2,014	924		1,091	
29		ASPIRATIONAL PATHWAYS	308		20	288	
30		DEVELOPER FUNDED PATHWAYS	158			158	
31		FOOTPATH GAPS PROGRAM (RAMP)	325			325	
32		PATHWAY RENEWAL PROGRAM	220			220	
33		BRIDGES RENEWAL PROGRAM	88			88	
34		STORM WATER RENEWAL PROGRAM	595			595	
35		SURF BEACH & SUNDERLAND BAY RD & DRAINAGE IMPROVEMENT	55			55	
36		GRANTVILLE LANDFILL WHEEL WASH UPGRADE	98			98	
37		OTHER WASTE/ DEPOT INFRASTRUCTURE	1,252				1,252
38		PHILLIP ISLAND TRANSFER STATION	250				250
		TOTALS $	**27975**	**3108**	**20**	**19346**	**5502**

NOTE :-

THERE IS NO PROJECT NUMBERS. WHY

BORROWINGS

2.7 Carry Overs to 2019/20

Activities from the prior financial year that have had budget carried over into 2019/2020 are reflected in the forecast figures throughout this report. A list of these projects is provided over the following two pages.

Project Name	Expenses $(000's)	Revenue ($000's)	Total ($000's)
Operating			
Amendment C136 Cape Paterson	73	(50)	23
Amendment C150 Bass Resort	23	(30)	(7)
Annual Community Events Grants	1		1
Asset Condition Assessments	97		97
Asset Management Policy and Strategy	15		15
Biolinks - re-vegetation project 2	30	(30)	-
Building Asset Management Plan implementation project 1	21		21
Cape Paterson Bay Beach Development Plan Detailed Design	30		30
Cape Paterson Surf Lifesaving Club Upgrade	485		485
CHSP – Minor equipment expenditure FINESSE 15301	34		34
Coast & bush land - risk management project	7		7
Cowes Main Beach Sand Management - Beach Renourishment	76		76
Creative Gippsland	22		22
Developer led amendments project 3	21	(60)	(39)
Drainage Asset Management Plan implementation project 1	60		60
Early Years Education and Support 2018-19	15		15
Education programs - responsible pet ownership	3		3
Feasibility Study - Pathway between Rose Av and Coghlan Rd	25		25
Implementation of OSAMP/BAMP	10		10
Inverloch Surf Beach Sand Management - Beach Renourishment	110	(106)	4
MSS Rewrite and Implementation 2018-19	8		8
Municipal Public Health and Wellbeing Plan Implementation	33		33
OneCouncil System Implementation (core system upgrade)	20		20
Phillip Island Entrance Planning and Design 2018/19	65	(15)	50
Replacement of "Visit Bass Coast" Website	5		5
Robert Smith Collection Curation	6		6
Section 173 Developer Contributions Framework	15		15
Southern Gippsland Food Cluster	5		5
Sustainability - zero emission strategy	18		18
VicRoads safe cycling program	3		3
Walk to School Program 2018	15		15
Wonthaggi Activity Centre Plan	19		19
State Care Services	85		85
Land Sales	-	(800)	(800)
Rural Access	79		79
Community Grants	40		40
Commonwealth Care Services	190		190
Total	**1,765**	**(1,091)**	**674**

Project Name	Expenses $(000's)	Revenue ($000's)	Total ($000's)
Capital			
Bass Coast Rail Trail Bourne Creek Pedestrian Bridge Renewal	51		51
Bass Coast Rail Trail Signage & Seating Detailed Design	27		27
Bass Valley integrated children's centre	11		11
Blackspot Cowes Rhyll Road	637	(634)	2
Buildings - Building renewal design program for next year	51		51
Buildings - Dalyston Pavillion replacement	20		20
Buildings - Phillip Island Football Club change rooms	10		10
Buildings - Wonthaggi Depot	10		10
Carpark - Cowes Leisure Centre C/P - Cowes	46		46
Corinella Boat Ramp Carpark	43		43
Corinella Skate Park	46		46
Cowes Cultural and Community Centre (detailed design)	429		429
Cowes Jetty Triangle and Piazza redevelopment (design & construct)	121		121
Cowes PICAL building	75		75
Cowes Transit Centre and All-Day Parking	851	(420)	431
Grantville Cell 7 Construction	725		725
Grantville Skate Park	20		20
Information Technology - Multfunction Device	50		50
Inverloch Sound Shell (contribution)	184		184
Light Fleet & Equipment replacement	59		59
Marine Structures Renewal (new program)	195		195
Olive Justice Park (design)	25		25
Other EWaste/Depot Infrastructure Cowes Wonthaggi Inverloch	237	(201)	36
PBN Surf Parade Inverloch - Veronica St to Goroke St	112		112
Phillip Island Croquet Club Pavilion Detailed Design	24		24
Phillip Island Transfer Station & Depot Facility Land Acq	55		55
Pioneer Bay Drainage Strategy Outfall works	369		369
Pioneer Bay roads and drainage special charge scheme	4,284	(2,141)	2,143
Playground Detailed Design	44		44
Rail Trail Illumination Project Wonthaggi	178	(72)	106
Recreation Group - Cowes Netball Court Renewal	106		106
Recreation Group - Cowes Skate Park replacement	328		328
Rural Pavement - Loch Wonthaggi Rd, West Creek from end Sta	296		296
Rural Roads Group - Line Marking Renewal Program	77		77
San Remo Skate Park	208		208
Scenic Estate land acquisition	40		40
Strategic land acquisition - Phillip Island	2,000		2,000
Street Decoration - Banner Pole Renewal	20		20
Wonthaggi Angling and Tennis Club Detailed Design	14		14
Wonthaggi Croquet Club Pavilion Detailed Design	23		23
Wonthaggi Historical Society Building Expansion	200		200
Wonthaggi Transfer Station Shed Renewal	100		100
Wonthaggi United Soccer Club Detailed Design	21		21
Total	**12,424**	**(3,468)**	**8,956**
Grand Total	**14,189**	**(4,559)**	**9,630**

Submission 24

Jessica Harrison - Housing Matters Committee

From:
To: Bass Coast Mailbox
Subject: "Housing Matters" Submission to Draft Budget 2020
Date: Thursday, 16 July 2020 4:03:27 PM
Attachments: SUBMISSION TO Bass Coast Shire Council_MI Comments.pdf

---

Dear CEO and Bass Coast Shire Council,

Please find attached our submission to the Bass Coast Shire Council Budget 2020.

We would like to speak to the submission at the Council meeting on 29th July.

Best wishes,

SUBMISSION TO BASS COAST SHIRE COUNCIL DRAFT ANNUAL BUDGET 2020/21

- **Recommendation**

The BCSC purchases a house on central Wonthaggi to be operated and managed by a non-for-profit welfare agency specialising in Transitional Housing.

An investment of this nature will help to allieviate housing stress caused by the closure of the Miner's Rest Caravan Park and adjoining Capital Motel, and provide short-term accommodation for those in need.

- **Introduction**

On 29 February 2020, 50 community leaders gathered in Wonthaggi to discuss the issues of homelessness and housing affordability in our area, with a commitment to drive solutions.

During the COVID isolation period, the "Housing Matters" committee formed and has met regularly to prioritise solutions.

In the longer term, more affordable housing needs to be built on the Bass Coast, ideally in a partnership between the Victorian Government, philanthropic bodies and the local community, with the revitalisation of the local housing cooperative, legal issues and funding models currently being explored.

In the short term, more urgently, the gap left by the closure of the Miners Rest Caravan Park and Capital Motel needs be filled.

The current increase in unemployment is exacerbating the problems for people in need. Reductions in welfare payments when the COVID 19 Jobseeker supplement ends are likely to cause more homelessness and housing insecurity. Rent assistance is $70 per week, which means private rental is usually unaffordable.

1.6 million people are currently on Jobseeker (previously Newstart) payments and this may increase to 2 million in the future, especially considering the Victorian situation.

More Transitional Housing in Wonthaggi could fill this gap.

- **Bass Coast Council Advocacy**

The Bass Coast Shire Council has ten priorities for advocacy to the State and Federal Governments.

Included in the ten is “Homelessness and Emergency Housing”.

The purchase of a house to provide Transitional Housing would provide timely, real assistance to homeless people in need.

- **Is there a need?**

Data provided from the Salvation Army Client Database shows that in Bass Coast Shire the request for crisis accommodation from SalvoCare Eastern increased by **47% since 2016**. In 2018/2019, SalvoCare Eastern assisted 778 people with housing due to experiencing significant financial difficulties. In Bass Coast and South Gippsland in 2018/2019, SalvoCare Eastern **turned away 769 people.**

In mid-June there were six families in need of relocation from the Miners Rest and one occupant of the Capital Motel needing accommodation. These families have now been housed.

However, we have heard anecdotally that some people are camping out around town. Whether they came from the Caravan Park or elsewhere is not known.

- **How would it work?**

1. Council purchases investment property

Median sale price for 3 bedroom house close to Wonthaggi CBD 30th June 2020 **$385,000**
https://www.realestate.com.au/property-house-vic-wonthaggi-133897562

2. Management of the house, including support from social workers for residents, by a welfare agency such as Salvocare Social Housing.
3. Maintenance of house by Bass Coast Shire Council maintenance team.
4. Furnishing of house by community donations/welfare agency.
5. Services and rates would be negotiated between the chosen agency and the Council.

- **How Transitional Housing Management works**
  Example:

- SalvoCare Social Housing is co-located with SalvoCare Eastern in Leongatha and Quantum Support Services in Warragul.
- SalvoCare Eastern's Social Housing is committed to providing a range of safe and affordable accommodation options to give eligible people an opportunity to stabilise their circumstances before moving to longer term housing.
- As well as providing professional tenancy and property management services, access to specialist support can be offered when necessary to assist people to address any issues that may have contributed to their situation. This is provided by support programs managed by GippsCare and Quantum Support Services.

- SalvoCare Social Housing manages **43 Transitional Housing** properties (THM's) across South Gippsland, Bass Coast and Baw Baw Shires. These short-term properties are used to house families or individuals who are in a housing crisis. An appropriate exit plan is an important part of the application process. Applications are prioritised according to need and availability of appropriate properties.
- People moving into transitional housing have often been through a change in circumstances. For example, a lost job has meant the rent can't be paid, a marriage break-up leaves one partner with no money or support, or a person may lose the support of – or can no longer live with – other family members.
- Individuals are provided with a housing support program that offers advice and planning in the areas where assistance is needed. A key element of transitional housing is that it's a temporary option, and tenants must actively work with their support worker to attain long-term housing (eg public housing, community housing or private rental).

From: https://www.salvationarmy.org.au/locations/victoria/salvocare-eastern/homelessness-and-support/social-housing/

- ## Conclusion

Now is the time for the Bass Coast Shire to proactively address housing needs in the Shire.

The small step of purchasing an investment property for transitional housing will be an important move towards fairer and equitable provision of housing for all.

Signed, on behalf of the for Housing Matters committee

==========

Notes:

Advocacy by Bass Coast Shire Council

https://www.basscoast.vic.gov.au/about-council/advocacy

We are currently advocating on the below top ten priorities to the State and Federal Governments. These priorities are in alphabetical order and are all equally weighted.

- Bass Coast Aquatics Centre - Wonthaggi
- Cowes Cultural and Community Centre
- Erosion Infrastructure and Climate Change Policy
- **Homelessness and Emergency Housing**
- Mental Health and Suicide Prevention
- Pathways - Visitor Economy Infrastructure

- Phillip Island Aquatics and Recreation Precinct
- Roads Upgrades - Kilcunda and San Remo
- Tertiary Education Investment - Bass Coast University Centre
- Transport - Public Transport Infrastructure and Freight

Submission 25

Phil Wright

From:
To: Bass Coast Mailbox
Subject: Budget Submission 2020-2021 - South Coast Walking Trail
Date: Tuesday, 21 July 2020 3:12:02 PM

Please find my submission to the Council Budget.

I would like to present at the Special Meeting of Council Wednesday, 29 July 2020.

South Coast Walking Trail – Smiths Beach Master Plan – Long Term Loan – User Pays

OVERVIEW
Thank you for the opportunity to comment on the draft budget for 2020-2021.

This proposal suggests that Council utilise the very low current interest rates to borrow for the development a 10 year plan to purchase significant strips of land on the south coast of the island. This would bring Phillip Island up to the standard of other coastal areas in Victoria. The land would be used as the first stage of the South Coast nature trail and be justified through the Smiths Beach Master Plan.

Loan payments would be made from a userpays system introduced similar to other coastal areas in particular Byron Bay.

HISTORICAL FAILURE
The south coast of Phillip Island is inaccessible to the public due to very poor land ownership decisions made at two significant stages of Phillip Island development.

In 1887 surveyors considered that the coastal reserve should only be 30metres wide from high tide mark. This land is very steep but contains significant native vegetation that is currently being degraded. All coastal land from Gap Rd and Sunderland Bay is owned by three private landowners. Initially 5m strips are required for access trails, but other pieces could be purchased for car parking and dog running areas.

In the 1950s, Smiths Beach was zoned residential with no vision of the long term economic value of Smiths Beach. Apart from drainage reserves on the two diagonal corners, no Public Open Space was reserved . This has resulted in St Bedes owning the most significant property that overlooks Smiths. After decades of permissible walk through, the gates are now locked, depriving families from one of the best coast-scapes in Victoria.

The delivery of these paths may only be achievable with compulsory acquisition. A better way is work with the 5 landowners that includes the owner of the “Pocket Park residential” site opposite the shop. It is realistic to develop a win-win plan for all landowners.

CURRENT COUNCIL – GOOD VISION

The current Council has made some visionary commitments : Jetty Triangle, Cultural Centre, Carnival Site, Transfer Station Site. Unfortunately, little has been done to make Bass Coast the accessibility capital of Victoria. Walks for all mobilities.

The combination of DAL and Smiths MasterPlan presents a once in history opportunity to deliver a big picture that few other areas can match. The 2020-2021 budget can be the foundation of the Vision. Steps required are:

1. Complete Smiths MasterPlan
2. Identify Significant pockets of land for environmental protection and public access
3. Commence negotiations with relevant landowners
4. Negotiate long term loans
5. Introduce user pays – Service for fee.

STRATEGY CONSISTENCY

All Council initiated strategies have given a consistent message for coastal pathways except RLUS.

Year	Strategy	Key Message	2021 Opportunity
2002	PISR – Design Framework	Review land use between Sunderland Bay and Smiths by 2012	Two of most important properties can be recommended for high level tourism with trade-off of vegetation to state and coastal path to shire
2010	Smiths, Sunderland Bay Community Plan	87% responders want a coastal path linking communities	Community vision documented in BCSC managed plan
2010	PIITS (Transport Strategy)	Reduce the domination of private cars	Increase walking, riding and Public Transport
2016	VES (Visitor Economy)	Environment is the Economy. User pays to purchase "significant environmental land"	Begin with South Coast and then define land that should be purchased for community benefit
2016	RLUS (Rural Land Use)	Planning Panel for RLUS said PI could not be treated differently to whole state– Submitter 47. One message – primary production.	Tourism Transition zone where property owners give a bit and get a bit should be introduced immediately
2015	Aspirational Paths (BCSC and PINP)	Round Island walk	1. Make central south coast the template. 2. Followed by path on south side of The Esplanade at Sunderland Bay 3. Woolamai Surfing Reserve – best family access with user pays. 4. Red Rocks to Anchorage. 5. Oswin Roberts to Silverleaves on edge of Rhyll Inlet

2017	Biolinks Strategy	Must restore significant areas to native vege	Wilson's Prom theory – more users protects significant land not destroy.
2020	DAL	Want a 50 year vision	Rural land on the island is now outside state wide zoning.

In summary, apart from Vicroads path from San Remo to Cowes, there has been very little improvements to tourism pathways in the last 3 councils. The combination of DAL / Smiths Beach Master Plan and historical low interest rates gives BCSC an opportunity to be a world leader at recreational, nature trails.

Please Consider.

With Thanks

Submission 26

Phil Dressing - Smiths Beachcomber Association

From:
To: Bass Coast Mailbox
Cc:

Subject: 2020/2021 Budget Submission
Date: Tuesday, 21 July 2020 3:17:11 PM

Dear Ms Wastie.

Smiths Beachcomber Association could not identify any allocation of funds in this financial year's Council budget for works emanating out of the Beachcomber YCW Masterplan formally adopted by Council in 2014. Six years later not one recommendation contained within that masterplan has been implemented. Notwithstanding advice that funding was allocated in last year's budget for a BBQ at YCW Beach car park area, no such BBQ was constructed. Our members are asking what was the point of spending ratepayer's money on a masterplan if there is little appetite to adopt and implement recommendations contained therein.

And an additional $150,000.00 of ratepayer money has been allocated to development of a Smiths Beachcomber Masterplan. This project has begun in earnest with Community Engagement taking place in a difficult coronavirus environment. Our fear is that a masterplan will be developed, adopted by Council and no plans nor budget to implement recommendations arising therefrom.

We're suggesting that a minimal amount of funding be set aside for a "quick win" such as construction of speed humps at the YCW Beach car park. It has been a concern of ours for some time that the safety of family members frequenting YCW beach is in jeopardy due to the lack of designated pedestrian walkways or footpaths. Perhaps a footpath from the eastern corner of the Marlin Street, Smiths Beach Road intersection to the first Smiths Beach access stairs could also be budgeted. This too presents as a safety issue.

Implementation of one or two relatively inexpensive projects would demonstrate a clear, positive Council commitment to adopt recommendations that currently exist and will likely emanate from the Smiths Beach Masterplan.

We're optimistic that the Smiths Beach Masterplan will include recommendations for a holistic and broad vision for our Estate including a potential visitor economy solution for the Island's South Coast.

Council's purchase of private land on and around the Smiths Beach Estate for entire community benefit should also be considered in the context of a long term vision. Committing to a long term plan is critical and paramount.

As previously highlighted, a "User Pays" program would likely fund all recommendations.

I'd welcome the opportunity of presenting our Association's position to Council at its scheduled meeting on Wednesday 29th July, 2020.

national vietnam veterans museum

REGISTERED CHARITY

JULY 2013/19

Quality Tourism Accredited Business

This Museum is the legacy of ALL Vietnam Veterans.

Submission 27

Ron Day

From:
To: Bass Coast Mailbox
Cc:
Subject: 1920/21 Draft Budget
Date: Tuesday, 21 July 2020 3:49:34 PM

To the Chief Executive Officer

Dear Madam
In view of the impending Island Road Speed Review about to be undertaken, has the proposed Budget included provision in the estimates for possible replacement of existing road speed signage as well as the possibility of additional new signage on the Council managed roads?
Our group which has been advocating for reduced speed limits has identified the need for much additional signage which we feel could require substantial funding to implement. We therefore submit that budget provision be made for any outcomes of the review. This measure would prevent any funding obstacles which could delay implementation of the review recommendations.

Kind Regards

Submission 28

Rhyll Community Association

Rhyll Community Assoc Inc

PO Box 8144 Rhyll. Victoria. 3923
rhyllcommunityassociation@outlook.com

Chief Executive Officer
Bass Coast Shire Coucil
PO Box 118
Wonghaggi. Vic. 3995

21st July, 2020

Dear Ms Wastie,

This is a letter of submission to be considered by Council for the upcoming budget.

Rhyll has a very busy intersection in the (small) CBD and it is the corner of Lock and Beach Roads.

There is a café on the corner and a lot of pedestrians – including children – use this corner to cross to the beach from the café and vise-versa. The speed in Lock Road is 50kph, however, some large vehicles are going faster, especially whilst towing fishing boats. Once Better Boating Victoria have completed the new all weather boat ramp, we believe this corner will get a lot more traffic volume and we can see a child eventually being hit whilst crossing at this point.

The Rhyll Community would like to see some form of raised pavement or similar that will slow the traffic on this corner, or maybe Beach Road to be considered an ongoing road through the intersection and Lock Road to terminate at the stop sign at the intersection at the bottom of the hill. (map attached)

Whatever happens, pedestrians have to be protected along with vehicle safety.

Thank you for considering this letter of submission.

Kind regards

Submission 29

Elizabeth Sparkes

From:
To: Bass Coast Mailbox
Subject: Budget. Tonight Discussion
Date: Tuesday, 7 July 2020 6:46:41 PM

Are there funds put aside for footpaths on Phillip Island?

are there future plans for footpaths on Cowes/Rhyll Road & Rhyll Newhaven Roads, please?

Sincerely,

Submission 30

Jane Gardner

ED20/85820

From:
Sent: 17/07/2020 2:54 PM
To: "Bass Coast Mailbox" <basscoast@basscoast.vic.gov.au>
Subject: 20/21 Draft Budget Submission - The Paper South Gippsland News
Attachments: Bass Coast Shire submission for advertising funding.docx

ATTN: Chief Executive Officer
Bass Coast Shire Council,

Hello,

I hope you are having a great day?
We wish to apply for funding with the Bass Coast Shire via your 20/21 Draft Budget Submission and our submission is attached for Advertising of Bass Coast Shire news and events.

We are applying to ensure ongoing coverage and advertising within The Paper South Gippsland News remains viable for the Shire and the community as a whole, as independent news needs support within regional Victoria and Australia now more than ever.

We would be happy to present to Council should you require further information to accompany this submission and can do so in any format you may require.

Thank you, we look forward to hearing from you regarding this submission or if you require us to present to council on Wednesday July 29?
Or
after The Final 2020/21 Budget will be presented at the Ordinary Council Meeting on Wednesday, 19 August for adoption.

Kind Regards,

ED20/85820

Attn:
Chief Executive Officer,
Bass Coast Shire Council,
PO Box 118,
Wonthaggi,
3995.

Draft budget 20/21 submission for Advertising of Bass Coast Shire news and events with The Paper South Gippsland News

Now is the time for quality, local Journalism to shine in the realm of digital. We sincerely hope The Bass Coast Shire will support the protection of regional independent media and offer some funding towards The Paper South Gippsland News.

As qualified members of the media industry, with extensive experience delivering local South Gippsland & Bass Coast News, we hope that that budget may extend to include us and assist Regional Media as we all know right now is imperative. Born out of necessity to allow for guaranteed news coverage for our region during Covid 19. We are striving to produce high quality news coverage like the region has never seen before, and we believe should be available to all.

See here https://papernews.com.au/council-ads-sample then simply enter password – conciladssample to view what we hope will be dedicated space for your shire, should you be able to accommodate us within your budget.

***Bass Coast Shire space includes:**
- (800x 600) dedicated digital display advertising module, capable of linking to over 5 different places on your website and social media (Facebook, Instagram, or twitter). Capable of running YouTube video or static creatives.
- Native article editorial as per submission to our Editor via our stories placements to accompany your advert, (inclusive of T.V format video interviews, special interviews as determined by our editor or required and submitted)
- Monthly metrics breakdown of advert results via our whitelisted traffic reporting system, delivering metrics down to postcodes.

We are hoping the Shire may consider a budget of $600.00 incl GST, weekly as an introductory offer for the next 12 months.

We hope The Bass Coast Shire will consider this offer, this would go a long way to delivering great community news for Bass Coast Shire and its inhabitants, plus encourage all to use and enjoy the coastline as our reach extends to Melbourne and across Australia.
Our website traffic since launch (29th May 2020/ 6 weeks) has totalled 23,962 (individual readers/a match for newspaper sales in the region) with 54,708 total views of our website news, add to this

our Facebook reach & coverage, and we have hit more than 579,973 engaged users via our news coverage during the same period. Bass Coast numbers are good for local views with Wonthaggi and Inverloch being in our top 5 locations. Below for transparency I have included our last 30 days website traffic report.

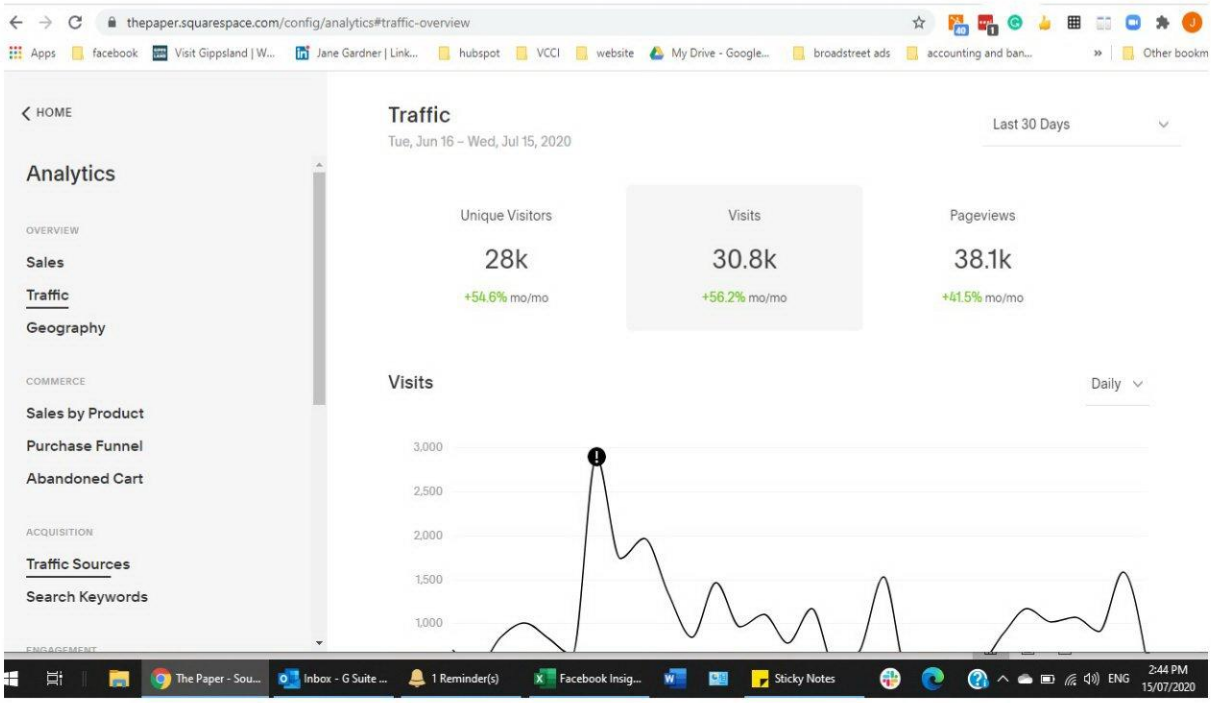

- Note, we are in the process of obtaining a membership to the Australian Press Council which will further enhance our credibility.
- Our advertising platform can produce monthly global reporting (see advertisement report example) to ensure all advertisers receive transparency of advertising metrics
- Please see here our industry code of conduct - https://papernews.com.au/code-of-conduct?fbclid=IwAR0ML0ezzFTfzqQKOZd2tNgE_syMzratzt3oB8uZck_zByeZhzEUU9PQ3Oo
- Together we have more than 25 years of experience in News media.

We hope that the attached files, will prove our viability and trust within the news community and broader community.
We have already been featured by The Age, The Conversation, The Sydney Morning Herald, Gippslandia and The ABC Gippsland, also we have been highlighted as the Paper/model to watch by Kristy Hess, Deakin University Associate Professor of Communication in her article – Another savage blow to regional media, see multiple links below where it was shared.
MUMBRELLA https://mumbrella.com.au/another-savage-blow-to-regional-media-spells-disaster-for-the-communities-they-serve-629617?fbclid=IwAR3ejKUyQG3TPPGS_OiQGaF-Msy8oSzrzBbhQBmNvznnsMQpfRm6rFZP6iE
DEAKIN UNIVERSITY https://adi.deakin.edu.au/news/another-savage-blow-to-regional-media-spells-disaster-for-the-communities-they-serve

See also, City Journal referencing us and supportive of our new news site – http://thecityjournal.net/media/south-gippslands-falling-star/?fbclid=IwAR2YNnx0Uts26CyYYVV2uNVnG_T3i7dBZ8IBXLanF2U-Se6vWS25EVrhDMM

http://thecityjournal.net/media/embrace-online-news-delivery-the-paper-south-gippsland-news/?fbclid=IwAR0dbxVfC6GlK0YQwvEB81TLJZKPN_1eKq4nNCyQ5Jo6mAxnOl9BEB-O8Ss

Not only have we produced high quality local content, our content has been on shared/used by The Age see link here - https://www.theage.com.au/environment/climate-change/erosion-from-surging-seas-threaten-roads-homes-and-beaches-20200517-p54tpu.html?fbclid=IwAR3LS8Bju9EVyiBJcb3_5LxQrQAlMIiRCJvz06Cx9k2IpihMO7OK0qkiAzw

We understand budgeting can be difficult, should the Shire wish to trial us via a one month offer, before committing to an ongoing campaign we would be happy to accommodate this.

Additionally we can look at a reduction of cost until the end of the year, should this amount be untenable with your current budget, however we feel as though it is already a discounted price given our current traffic both on our website and social media and giving consideration to our time and costs. We need financial support to continue to produce this quality of coverage, as an independent voice for all Bass Coast and South Gippsland.

Thanks for your time in considering our online news coverage within the budget.

We would be happy to present any further documentation or information in person/online via zoom or other to the Council should you believe it beneficial to a successful outcome.

We thank you for your time and consideration.

Submission 31

Graham Jolly

Bass Coast Shire Council

Chief Executive Officer Ms Ali Wastie.

Mayor Cr Brett Tressari.

Councillors

Submission to the Draft Budget 2020-21.

20/7/2020

Subject: - RESERVES ACCOUNTING PRACTICE USED BY THE BASS COAST SHIRE COUNCIL.

(A) I request through the elected Councillors to show **cause** as to why RESERVES ACCOUNTING practices are used by the Council of the Bass Coast Shire **when**:

1. Estimated budget expenses conclude to unacceptable **surpluses** and a **progression** action of the final surplus to a Capital Works Project listed in a Council budget.

2. Reporting a project **Management** cost assigned to a Capital Works Project when there is no reporting of the **labour rate hourly** figure and the estimated **length of time** the management will take place.

3. Reporting **Contingency** costs that are greater than **2**% of the tender cost that when **not** used or **partially** used adds to the overall budget surplus. This is a **progression method** aiding in the creation of a surplus when added after a tender from an external source is accepted by council. This practice generates **General Revenue.**

4. Investing **tens of millions of cash** during each quarter of a budget year in term deposits and shares for up to 82 to 111 days and with shares longer to generate funds while leaving relatively low million of council's cash in bank at the end of each quarter.

5. Capital Works Projects are approved by the Councillors at budget time and later are assigned to the following year's projects works listing shown as Deferred, Carryover and Multi-Year projects which adds to **Reserve** funds assigned to the project of council at end of year.

I reference all Council meetings from 1 July 2019 to present day.

I reference all Council's financial reports for each quarter of the 2019-2020 year.

I reference all reported tenders accepted by Council during the 2019-2020 year.

I provide spreadsheets for discussion with other submissions to the draft budget 2020-21.

I point out Contingency cost is added to a tender cost for a **just in case** small unforeseen need once a project is in progress which might not have been allowed for in the tender cost. There could be occasions a Contingency cost added to a tender cost is **not** needed or **not** added in the first place. If there are unforeseen major works required to complete a project then additional funds can be approved through the Councillors as a motion to the Councillors. This can be seen by obtaining total project expenses at the completion of a project. Councillors could request and review a report containing Tender cost, Management cost, Contingency cost, Total cost, Budget cost and the overall surplus or deficit. This should be added to the quarterly financial report.

(B) I request Council provide Statutory details council must abide by when **setting any Contingency percentage cost allowance** for a Capital Works Project. Council has used 5% to 10% Contingency cost during the 2019-20 year. Is the high Contingency cost allowance an indication the determination of tender details process is needing review?

I provide a selection of Tender/Projects presented to Councillors at an Ordinary Council meeting during the 2019-2020 year as a spreadsheet.

I express extreme concern to the decision of Councillor's approval to increase the Chief Executives Officers allowance to approve and expense up to $1,000,000 to any one Capital Works Projects for an undetermined period of time. This single decision excludes all ratepayers and Councillor's from reading a detailed Council meeting report for projects with a project expense cost less than $1m.

I express concern transparency of Capital Works Projects Tender approval reporting has been removed from the rights of all ratepayers'.

I express concern generating financial Reserves (General Revenue) at ratepayer's expense by over estimating the cash component assigned to the allocated expense of a Capital Works Project**. I request the cash component to be reduced by 12%.**

I express concern when the allocated funds, including its cash component to a Multi-Year Capital Works Project which is allocated in the first year of that project (budget time) are causing funds assigned to that project which are moved into reserves and held there for that project. The 2019-20 budget has a number of Multi-Year Capital Works Projects listed of which as part of the third quarter financial report presented to the Councillor's were approved to be reassigned into the next financial year 2020-2021.

I express concern when $43m, $36,200m and $44,040m invested by Council during a year (2019-20) when the determined amounts of investments are not presented to an Ordinary Council meeting seeking approval and can be invested for a maximum duration of 2 years. This must change.

I therefore ask Councillors to show cause.

Conclusion:

Reserves accounting practices are generating General Revenue at the expense to ratepayers each year.

How:-

1. **The Capital Works Program funds allocations are being set at an estimated level that creates General Revenue. Each Capital Works Project budget cost allocation in nearly all instances is creating a positive surplus. There is no standalone report provided showing the final project cost expense, Budget allocation cost and the surplus generated. There is no methodology provided as to how Best Practice determines an estimated project budget allocation. What I call surplus phase one.**

2. **Management Costs for CWP can generate a small budget surplus if and when only a portion of the time/cost is used towards a given CWP. There is no methodology provided as to how Management Costs are determined for a project. There is no reporting of the used portion of Management Cost. The unused portion adds to the project surplus. This is what I call surplus phase two.**

3. **Contingency Costs. This is a big issue. Contingency costs for each CWP create another surplus. When only a portion of the Contingency cost is used. Contingency cost allowances usually give reason the Tender details are inadequate. The Contingency cost is a percentage of the Tender Contract cost. Council has been using percentages of 5 to 10 percent of the tender cost and must be considered for change. A more acceptable percentage should be 1 to 2 percent for unknown project needs. There are no details provided as to how a Contingency cost is determined. When only a portion of the Contingency cost is expensed then an additional surplus is generated. There is no reporting of the final Contingency cost used. What I call surplus phase three.**

4. **Deferred Projects, Carryover Projects and Multi-Year Projects that are not completed and expensed at the end of year (30 June) are moved into the next year CWP workings and there allocated budget funds**

are retained as CWP Reserves funds. A normal function. However when a project is deemed to be discontinued (cancelled) the funds for that project are moved into General Revenue after ratepayer are compelled to contribute through their rates notice payment. The Deferred, Carryover, Multi-Year and cancelled projects are not reported as a listing in Council's Annual report. This is what I call surplus phase four.

5. **Budget surplus phases one, two, three and four create General Revenue at an expense to ratepayer after a rate notice is issued and paid.**

6. **COUNCIL'S INTERNAL AUDIT COMMITTEE. An internal audit committee primary function is to oversee Councils reporting and outcomes. The committee is to conduct checks and balances to reports and financial outcomes on a quarterly basis and report back to the Councillor group. In my searches I could not find a Council Policy with a name 'Duties, Responsibilities and Reporting of an Internal audit Committee'. The Internal Audit Committee should report finding and make recommendations to the Councillor group on a quarterly cycle so that any additional statutory changes to reports (additions) can become a normal function of council.**

What should the Audit Committee report findings of:-

(a) Any tender contract cost variation changes with details and reasons. As examples Tender No.19009 Cowes-Rhyll Road Black Spot Project, the Environmental Monitoring of Landfill sites contract, the Waste Collection Contract, Tender No.20008 Wonthaggi Railway Station Extension and Glazing and the reason why the minutes to the Ordinary Council Meeting 20 May 2020 was not carried, why there was no reporting of councils Investments in detail reported in the Annual Report 2018-19 and why there was no listing of Deferred, Carryover and Multi-Year Projects included in the Annual Report 2018-19

(b) Report on completed CWP for any unused Management and Contingency Costs as surplus against the budget allocation in real term and percentage differences.

(c) Report on Treasury Investments of Council. Term deposits, Shares, Cash in Bank and the number of projects completed each quarter. YTD details to be reported.

(d) Make any recommendations for the Benefit and Betterment to all ratepayers. Such as establishing Key Performance Indicators.

C. I request an explanation; will council continue to invest income from the 2019-20 and 2020-21 budget years at approximately the same amounts as previous **without Councillor Approval?**

D. I request an explanation as to why is there considerable numbers of Capital Works Projects that are either Deferred or Carryover projects not completed at the end of year (30 June)? These projects are reported are causing disappointment to ratepayer and most likely the Councillors. The CEO of council has a clear duty to carry out the instructions incorporated in a budget by starting the projects at the earliest possible time. There is a clear failure of the CEO's duties.

E. I request an explanation through the Audit Committee why was details missing to the Treasury report for the third quarter ending 31/3/2020. The 'Interest on Maturity' and the 'Cash in Bank' were not reported. Why?

Will the Treasury Investment Report be reported in the coming Annual Report 2019-20? If no, then why?

Will the Deferred and Carryover Projects and Multi-Year Project listing for 2019-20 be reported in the coming Annual Report 2019-20? If no, then why?

F. I request the Councillor Group consider my submission and determine budget changes and future reporting changes in the interest of your ratepayers.

G. **I request a policy named 'Duties and Reporting of an Internal Audit Committee' be determined and developed for the year 2020-21 or updated if one exists.**

H. **I request Councillor's to investigate and determine future courses of action and to change Council Accounting Practice away from Reserves Accounting.**

I request a written reply.

Yours Sincerely

DEFERRED & CARRYOVERS AS OF 31-3-2020 FOR 2020-21 BUDGET

COUNCIL SPREADSHEET DATED 19 FEBRUARY 2020

3rd Quarter Financial Report Carryover details.

TOTAL PROJECTS 18

PROJECT No.	PROJECT DESCRIPTION	VARIANCE BETWEEN YTD ACTUALS & PROPOSED FORECAST $	Project Complete %	PROGRESS COMMENTS
100528	**Building - Renewal Design 2020/21 Drysdale Street Kinder**	49863	0	**Reallocation from Building Renewal Design Program Budget. Design being prepared. Funds will be carried over to the 2020-21 financial year.**
100529	**Building - Renewal Design 2020/21 Inverloch Kinder Kinder**	50000	0	**Relocation from Building Renewal Design Program budget. Design being prepared. Funds will be carried over to the 2020-21 financial year.**
100251	**Cowes Jetty Triangle & Plazza redevelopment (design & con**	46898	100	**Project completed July 2019. there are some outstanding defects currently being negotiated & finalised with the contractor. These defect work are anticipated to be completed by end of 2020.**
100386	**Olive Justice Park Master Plan**	25000	0	**This project will be carried over for completion in the 2020-21 financial year.**
100387	**Beachcomber YCW Activity Area Master Plan, BBQ, Shelter & Picnic Area**	108140	45	**Detailed design almost complete. Quotation & award of works expected in in quarter 4. Construction works to be undertaken in the 2020-21 financial Yr.**
100400	**Marine Strutures Renewal (New Program)**	159769	100	**Rhyll Jetty strengthening works completed in April 2020.**
100459	**Regional Skate Park and Play Space**	1488684	5	**Investigation works underway. Expected completion in the 2020-21 financial year.**
100490	**Wonthaggi Activity Centre Plan Priorities 2019/20**	352910	50	**Apex Park play space has been awarded & anticipated to be complete in July 2020. Quotation & award for Apex Park Landscape Design expected in quarter 4. Construction works expected to be completed in the 2020-21 financial year.**
100493	**Corinella tennis Court Renewal**	670810	25	**Works underway. Expected completion in the 2020-21 financial year.**
100522	**Open Space Renewal Cape Paterson Boat Ramp Retaining Wall**	46023	70	**Preliminary investigations completed. Expected completion in the 2020-21 financial year.**
100526	**Open Space Renewal Marine Structures**	148269	100	**Project completed. Funds to be carried over into 2020-21 financial year.**

100376	**PBN Surf Parade Inverloch - Veronica St to Goroke St**	1544467	10	**This project has been idenified to carry over into the 2020-21 financial Yr.**
100505	**Storm Water Group - Bayview Ave Tenby Point - WSUD**	217642	5	**Preliminary Investigations underway. Expected completion in the 2020-21 financial year.**
100591	**Rural Road Design - Loch Wonthaggi Rd Intn G'Ville Glen Alvie**	47623	30	**Detailed design underway.**
100375	**Stratigic land acquistion - Phillip Island**	1992635	5	**land acquistion process is underway. Expected completion in the 2020-21 financial year.**
100446	**Street Decoration - Banner Pole Renewal**	20134	0	**Expected completion in the 2020-21 financial year.**
100447	**Street Decoration Renewal**	44160	0	**Expected completion in the 2020-21 financial year.**
100489	**Phillip Island Transfer Station & Depot Facility Land Acq**	218528	5	**Expected completion in the 2020-21 financial year.**
	TOTAL 1 $	**7,231,555.00**		

DEFERRED PROJECTS. 2.

100506	**Urban Pavement - Baillieu St E Wonthaggi McBride to McKenzie**	21000	45	**Detailed design complete. Construction deferred to the 2020-21 financial year.**
100611	**Shetland Heights Rd Special Charge Scheme Planning & Investigation**	42123	0	**This project has been deferred. Funds to be carried over to the 2020-21 financial year.**
	TOTAL 2 $	**63,123**		
	TOTALS 1 + 2 $	**7,294,678.00**		

DEFERRED PROJECT FUNDS USED FOR RELIEF. PROJECT 1.

100491	**Bass Coast Entry Signage**	**$ 200,000.00**	5	**Council decision to defer this project & the funds be reallocated to the Community Relief Fund.**

MULTI YEAR PROJECTS SPANNING 2019-20 TO 2020-21. TOTAL PROJECTS 5.

100124	**Cowes Cultural & Community Centre (detailed design)**	334,957	10	**Council has elected to pursue design of new building as per detailed report presented at Ordinary Meeting on 16 October 2019. This is a Multi Year project.**
100484	**Cowes PICAL Building**	1,555,383	5	**Land has been purchased & settled.Project scope being refined to meet requirements for new site. Planning permit is reqiured. This is a Multi Year project. Program budget has been allocated to projects 100528, 100529 & 100530**
100113	**Pioneer Bay Drainage Strategy Outlet Works**	368,821	45	**Improvements. This is Council's contribution to Melbourne Water trunk drain & diversion pit which intergrates with Council's road & drainage upgrade.**
100374	**Pioneer Bay roads & drainage special charge scheme.**	4,280,940	60	**Tender award expected in quarter 4. Works to be conducted in accordance with Melbourne Water's trunk drain improvement project. This is a Multi Year project.**
100496	**Local Road safety Improvement Program - Soldiers/Agar Rd int**	176,500	35	**Detailed design is being finalised. This is a Multi Year project.**
	TOTAL $	**6,716,601**		
	CARRYOVER, DEFERRED PROJECTS & MULTI YEAR PROJECT TOTAL $	**14,011,279**		

2019-20 Approved Budget Capital Works Pojects

	PROPERTY	5,872,000	
	PLANT AND EQUIPMENT	1,920,000	
	INFRASTRUCTURE	13,371,000	
	TOTAL $	**21,163,000**	
	CARRYOVERS FOR YEAR 2019 $	**9,630**	**VALUE TO BE CHECKED. IT WAS IN !ST QUARTER FINANCIAL REPORT**

INVESTMENTS of Council 31-3-2020

FINANCIAL REPORTS. BASS COAST SHIRE COUNCIL.

COUNCIL INVESTMENTS FOR EACH THREE QUARTER UP TO 31-3-2020

	DOLLARS
3rd QUARTER FINANCIAL $	
TOTAL RATES & CHARGES COLLECTED UP TO 31-3-2020	61,710,000
TOTAL INCOME UP TO 31-3-2020	75,017,000
TOTAL EXPENDITURE UP TO 31-3-2020	56,084,000
PERCENTAGE OF TOTAL INCOME AS PER 3rd QRT INVESTMENT	71%
PERCENTAGE OF RATES & CHARGES COLLECT AS PER 2nd QRT INVESTMENT	59%
CASH IN THE BANK 31-3-2020 AT CALL. PAGE 13	?
TERM DEPOSIT INVESTMENTS 31-3-2020 PAGE 13	44,040,000
RETURN ON INVESTMENTS 31-3-2020 EXPECTED. P13	?
MAXIMUM INVESTMENT DAYS 111	
INVESTMENTS ARE BASED ON CALENDA DAYS	

No.	INVESTMENTS HELD BY COUNCIL AS AT 31 MARCH 2020	PRINCIPAL $	INTEREST RATE	ESTIMATED START INVESTMENT DATE		TERM (DAYS)	MATURITY DATE	PRINCIPAL $ MATURED BY 30 JUNE 2020	PRINCIPAL $ MATURED AFTER 1 JULY 2020	MATURITY RETURN INVESTMENT NOT REPORTED
	3rd QUARTER FINANCIAL $									
1	NATIONAL AUSTRALIA BANK	3,400,000	1.59%	10/01/2020	*	82	2/04/2020	3,400,000		
2	AMP BANK	1,000,000	1.75%	8/01/2020	*	98	14/04/2020	1,000,000		
3	BENDIGO AND ADELAIDE BANK LIMITED	1,600,000	1.45%	8/01/2020	*	98	14/04/2020	1,600,000		
4	NATIONAL AUSTRALIA BANK	6,000,000	1.57%	28/01/2020	*	91	27/04/2020	6,000,000		
5	AMP BANK	1,500,000	1.75%	13/01/2020	*	91	11/05/2020	1,500,000		
6	MACQUARIE	2,760,000	1.60%	13/01/2020	*	91	11/05/2020	2,760,000		
7	NATIONAL AUSTRALIA BANK	3,740,000	1.57%	13/01/2020	*	91	11/05/2020	3,740,000		
8	NATIONAL AUSTRALIA BANK	6,200,000	1.57%	22/01/2020	*	96	25/05/2020	6,200,000		
9	BENDIGO AND ADELAIDE BANK LIMITED	7,800,000	1.45%	22/01/2020	*	111	9/06/2020	7,800,000		
10	MySTATE BANK	4,000,000	1.60%	17/03/2020		98	22/06/2020	4,000,000		
11	AUSTRALIAN UNITY	3,000,000	1.80%	31/03/2020		98	6/07/2020		3,000,000	
12	MACQUARIE	1,600,000	1.70%	31/03/2020		97	6/07/2020		1,600,000	
13	AUSTRALIAN UNITY BANK LTD	1,400,000	1.80%	31/03/2020		105	13/07/2020		1,400,000	
14	BENDIGO BANK (SHARES)	40,000	N/A			N/A	N/A		40,000	
		44,040,000		JANUARY INVESTMENT TOTAL $ *			MARCH INVESTMENT TOTAL $	38,000,000	6,040,000	

2nd QUARTER, HALF YEAR FINANCIAL $	
TOTAL RATES & CHARGES COLLECTED UP TO 31-12-2019	61,280,000
TOTAL INCOME UP TO 31-12-2019	69,264,000
TOTAL EXPENDITURE UP TO 31-12-2019	37,746,000
PERCENTAGE OF TOTAL INCOME AS PER 2nd QRT INVESTMENT	52%
PERCENTAGE OF RATES & CHARGES COLLECT AS PER 2nd QRT INVESTMENT	59%
CASH IN THE BANK 31-12-2019 AT CALL. PAGE 13	4,414,968

34,000,000

10,000,000

THIS AMOUNT IS AT THE END OF THE 3RD QUARTER 31/03/2020

THIS IS AVAILABLE DURING THE 2020-21 BUDGET YEAR

TERM DEPOSIT INVESTMENTS 31-12-2019. PAGE 13	36,200,000		CASH IN BANK 31/3/2020 UNKNOWN	
RETURN ON INVESTMENTS 31-12-2019 EXPECTED. P13	139,992		TOTAL INVESTMENT 3rd QRT 31/3/2020	44,040,000
MAXIMUM INVESTMENT DAYS 120			TOTAL INCOME 3rd QUARTER 31/3/2020	75,017,000
INVESTMENTS ARE BASED ON CALENDA DAYS			RATES & CHARGES 3rd QRT 31/3/2020	61,710,000

1st QUARTER FINANCIAL 30 SEPTEMBER 2019 $

TOTAL RATES & CHARGES COLLECTED UP TO 30-09-2019	60,957,000		% of TOTAL INCOME AS PER 3rd QRT INVESTMENT	59%
TOTAL INCOME UP TO 30-09-2019	64,738,000		% of TOTAL RATES & CHARGES AS PER 3rd QRT INVESTMENT	71%
TOTAL EXPENDITURE UP TO 30-09-2019	19,314,000			
PERCENTAGE OF TOTAL INCOME AS PER 1st QRT INVESTMENT		66%		
PERCENTAGE OF RATES & CHARGES COLLECT AS PER 1st QRT INVESTMENT		71%		
CASH IN THE BANK 30-09-2019 AT CALL. PAGE 13	6,124,139			
TERM DEPOSIT INVESTMENTS 30-09-2019. PAGE 13	43,000,000			
RETURN ON INVESTMENTS 31-12-2019 EXPECTED. P13	168,395			
MAXIMUM INVESTMENT DAYS 120				
INVESTMENTS ARE BASED ON CALENDA DAYS				

CURRENT 1 JULY 2020 ALLOWABLE MAXIMUM INVESTMENT DURATION IS 120 DAYS. THIS WILL CHANGE TO 2 YEARS MAXIMUM.

END OF YEAR FINANCIAL 30 JUNE 2019 $

TOTAL RATES & CHARGES COLLECTED UP TO 30-06-2019	58,582,000	
TOTAL INCOME UP TO 30-06-2019	89,025,000	
TOTAL EXPENDITURE UP TO 30-06-2019	86,934,000	
PERCENTAGE OF TOTAL INCOME AS PER 30 JUNE INVESTMENT		27%
PERCENTAGE OF RATES & CHARGES COLLECT AS PER 30 JUNE INVESTMENT		18%
CASH IN THE BANK 30-06-2019 AT CALL PAGE 20	4,301,000	
TERM DEPOSIT INVESTMENTS 30-06-2019. PAGE 20	15,840,000	
RETURN ON INVESTMENTS 31-12-2019 EXPECTED.		
MAXIMUM INVESTMENT DAYS		
INVESTMENTS ARE BASED ON CALENDA DAYS		
CASH ON HAND 30-06-2019 PAGE 20	6,000	

TENDER SURPLUS REVIEW 2019-20

PROJECT CONTINGENCY COST AND BUDGET SURPLUS TO PROJECTS IN 2019-20 YEAR.

NOTE: THE CEO OF COUNCIL HAS INFORMED - FINAL BUDGET SURPLUSES BECOME GENERAL REVENUE.

****

COUNCIL MEETING DATE	TENDER No.	CAPITAL WORKS PROJECT No.	BASS COAST SHIRE COUNCIL TENDER DESCRIPTION NAME	COUNCIL'S ACCEPTED TENDER CONTRACT SUM $	COUNCIL'S INTERNAL MANAGEMENT COST $	COUNCIL'S DETERMINED CONTINGENCY %	COUNCIL'S CALCULATED CONTINGENCY COST $	COUNCIL'S TOTAL PROJECT COST $	COUNCIL'S 2019-20 BUDGET VALUE $	REPORTED 2019-20 BUDGET SURPLUS $	REPORTED 31-3-2020 YTD PROJECT EXPENSED $	COUNCIL'S USED CONTINGENCY EXPENSE $	COUNCIL'S FINAL PROJECT EXPENSE $
18-9-2019	19009	100474	COWES-RHYLL ROAD BLACK SPOT PROJECT	640,731.98	6,000	7%	44,851.24	691,583.22	782,599	91,015.78	665,619	?	
18-9-2019	19014	100493	CORINELLA TENNIS COURTS REDEVELOPMENT	402,037.45	24,000	10%	40,203.75	466,241.20	684,649	218,407.8	13,893	?	
18-9-2019	19015		LANDFILL ENVIRONMENTAL MONITORING	87,240	0	0	0	87,240	135,000	47,760.00	0	?	
16-10-2019	19010	100515	RECONSTRUCTION OF INVERLOCH NETBALL CRT	418,449	12,554	5%	20,923	451,926	440,000	-11,926.00	733,029	?	
16-10-2019	19012	100499	WONTHAGGI TENNIS COURTS REDEVELOPME	1,058,800	63,528	10%	105,880	1,228,208	1,757,904	529,696.00	708,505	?	
16-10-2019	19013	100608	INVERLOCH TENNIS COURTS REDEVELOPMEN	575,400	23,000	10%	57,540	655,940	799,377	143,437.00	398,000	?	
16-10-2019	19007	?	CONSTRUCT INVERLOCH NETBALL PAVILION	488,680	14,600	5%	24,334	527,614	500,000	-27,614.00		?	
16-10-2019	19017	100453 100578	GRANTVILLE TENNIS CRT REFER 11-12-2019	0	0	0	0	0	0	0.00	6,118		
20-11-2019	19016	100500 100007	LOCH WONTHAGGI RD UPGRADE FLOOD MIT	935,130	28,000	10%	93,513	1,056,643	1,506,000	449,357.00	871493	?	
11-12-2019	19017	100578	GRANTVILLE TENNIS CRT MULTIPURPOSE CRT	250,000	0	0%	0	308,027	456,000	147,973.46	71.318	?	
19-2-2020	16054		MAINTENCE WORKS. PLT, LAB, MAT. 16037	100,000	0	0%	0			0.00	0		
19-2-2020	16055		MAINTENCE WORKS. PLT, LAB, MAT. 16037	94,000	0	0%	0			0.00	0		
19-2-2020	16056		MAINTENCE WORKS. PLT, LAB, MAT. 16037	494,000	0	0%	0			0.00	0		
19-2-2020	16057		MAINTENCE WORKS. PLT, LAB, MAT. 16037	164,000	0	0%	0			0.00	0		
19-2-2020	16058		CONSTRUCT WORKS. PLT, LAB, MAT. 16050	918,000	0	0%	0			0.00	0		
19-2-2020	16059		CONSTRUCT WORKS. PLT, LAB, MAT 16050	32,000	0	0%	0			0.00	0		
19-2-2020	16060		CONSTRUCT WORKS. PLT, LAB, MAT 16050	52,000	0	0%	0			0.00	0		
19-2-2020	16061		CONSTRUCT WORKS. PLT, LAB, MAT 16050	18,000	0	0%	0			0.00	0		
19-2-2020	16062		CONSTRUCT WORKS. PLT, LAB, MAT 16050	159,000	0	0%	0			0.00	0		
18-3-2020	19017	100453 100578	GRANTVILLE TENNIS CRT MULTIPURPOSE CRT	140,000	5,000	10%	40,275	140,000	0	-140,000.00	0	?	
15-4-2020			NIL	0	0	0%	0	0	0	0.00	0		
20-5-2020	19013		INVERLOCH TENNIS COURTS REDEVELOPMEN	110,000	0	0%	0	110,000	0	-110,000.00	0		
17-6-2020	20001		PIONEER BAY RD DRAINAGE IMPROVEMENT	3,290,834	197,450	10%	329,083	3,817,367	4,371,190	553,823.00		?	
17-6-2020	20006		DEMOLITION COWES CULTURAL/COM CENTRE	230,983	0	15%	34,647	265,630	300,000	34,370.00		?	
17-6-2020	20008		WONTHAGGI RAILWAY STATION EXT/GLAZE	237,100	5,000	10%	23,710	265,810	287,032	21,221.65		?	

	TOTAL CONTRACT SUM $	TOTAL MANAGEMENT COST $	TOTAL CONTINGENCY COST $	TOTAL PROJECT COSTS $	TOTAL BUDGET ALLOWANCE	TOTAL BUDGET SURPLUS
NUMBER OF TENDERS IN THIS REPORT = 14	8,865,385.43	379,132.00	814,960.13	10,072,228.96	12,019,751	1,947,521.69
TENDERS 16054 TO 16062 (9) CONTRACT SUM	2,031,000		THERE IS A NUMBER OF TENDERS SHOWING NO BUDGET $			16%

THIS % IS AN APPROXIMATE OVER BUDGET ALLOCATION %. COUNCIL COULD REDUCE BUDGET PROJECT COSTS AND STILL HAVE A BUDGET POSITIVE SRRPLUS.

THERE IS NO HOURLY LABOUR RATE OR HOURS TO MANAGE A CONTRACT.

THE CONTINGENCY COST ALLOWANCE PER CONTRACT IS SET TO HIGH. A 2% CONTINGENCY IS MORE ACCEPTABLE FOR UNFORSEEN NEEDS.

I AM UNAWARE OF COUNCIL'S STATUTORY LAW ALLOWING A CONTINGENCY TO BE SET AT ANY PERCENTAGE LEVEL CALCULATED AS PERCENTAGE OF THE AGREED TENDER.

IF ONLY A PORTION OF THE CONTINGENCY ALLOWANCE IS USED THEN THE BUDGET SURPLUS INCREASES.

THERE IS NO REPORTING OF CONTINGENCY COST EXPENSED FOR EACH PROJECT.

THERE IS NO REPORTING OF THE TOTAL PROJECT EXPENSE AT THE COMPLETION OF A PROJECT AS A SINGULAR REPORT.

THE CASH PORTION OF A PROJECT BUDGET ALLOWANCE CAN BE REDUCED BY 12% AND A SURPLUS WOULD STILL OCCUR IN THE MAJORITY OF PROJECTS.
WHEN THE CASH PORTION OF A PROJECT BUDGET ALLOWANCE IS REDUCED BY 12% THEN THE TOTAL CASH FUNDS COUNCIL IS TO USE TO DETERMINE RATES IN THE DOLLAR WOULD BE LOWER.
THIS WOULD LOWER THE RATE CHARGE AND STILL ALLOW ALL CAPITAL WORKS PROJECTS TO HAVE FUNDS TO FULLY PAY OUT THEIR PROJECT FINAL EXPENCE.
IF A PROJECT REQUIRES ADDITIONAL FUNDS TO COMPLETE A PROJECT THEN THE COUNCILLOR'S MUST APPROVE THOSE NEW FUNDS. A REPORT TO RATEPAYER MUST OCCUR.