

Bass Coast Shire Council

Quarterly Community Report

Quarter ending: March 2024

Bass Coast
Community Vision 2041

Vision Statement

From its flowing hills to its wild unspoiled coastlines, the Bass Coast is a source of celebration for all who live in and visit the region.

Our townships are vibrant, rich with culture and full of life, each with its own distinct character. Drawing on our creativity, innovation and resilience we've created a thriving and diverse economy that supports sustainable agriculture and industry.

We live proudly on Bunurong Country and build on learnings from our First Peoples and their knowledge. We coexist in harmony with our environment and are prepared for future challenges and changes.

We are the people of the Bass Coast. Experience our cultures and history and contribute to our story.



Council Plan 2021-25

Strategic Objectives:

The Council Plan sets out six strategic objectives to make Bass Coast the place our community wants it to be. The Plan describes what these strategic objectives are, why they are important and the actions we will take to ensure we address the key challenges and opportunities we will face.

Protecting our Natural Environment

- Building resilience and protecting and enhancing our natural assets

Healthy Community

- An inclusive community that embraces its lifestyle and supports health and wellbeing

Our Places

- **Strengthening the connection between people and the public places they share**

Growing our Economy

- Progressing opportunities for visitation economy and business growth in harmony with our natural environment and sustainable values

Sustainable Development

- Prepare for growth while ensuring the intrinsic values and character of Bass Coast are retained

Leading for our Community

- Demonstrating leadership through good governance, transparency and accountability.

How the Council Plan fits

The Council Plan is the key strategic document of the Council, and outlines the clear strategic objectives, strategies, major initiatives, and considers the resources required to support delivery. A four-year plan, our Council Plan, reflects the broader direction set by the Community Vision, and other adopted policies, strategies and plans, such as the Municipal Health and Wellbeing Plan.

The Community Vision themes will be linked with the Council Plan by the following key:

1. Climate Emergency and Climate Preparedness
2. Protect and Enhance Natural Environment
3. Healthy and Inclusive Communities
4. Access and Movement
5. Education, Creative Economy and Industry

Council's Integrated Planning and Reporting Framework, in accordance with the *Local Government Act 2020*, connects the long term community needs through Bass Coast Community Vision 2041, with the medium to long term strategies and resource plans, including the Council Plan, Long Term Financial Plan, Long Term Asset Management Plan*, Workforce Plan*, Budget, and Revenue and Rating Plan.



Actions Performance Guide

Progress	Action Detail
Completed	This has been achieved. No further action is required.
On track	All elements of this action are on track for delivery.
Needs attention	The progress performance for the action is behind schedule, however is able to be recovered with attention.
At risk	Delivery has been adversely impacted and is unlikely to be delivered.
Not yet started	The action is not due to have started yet.

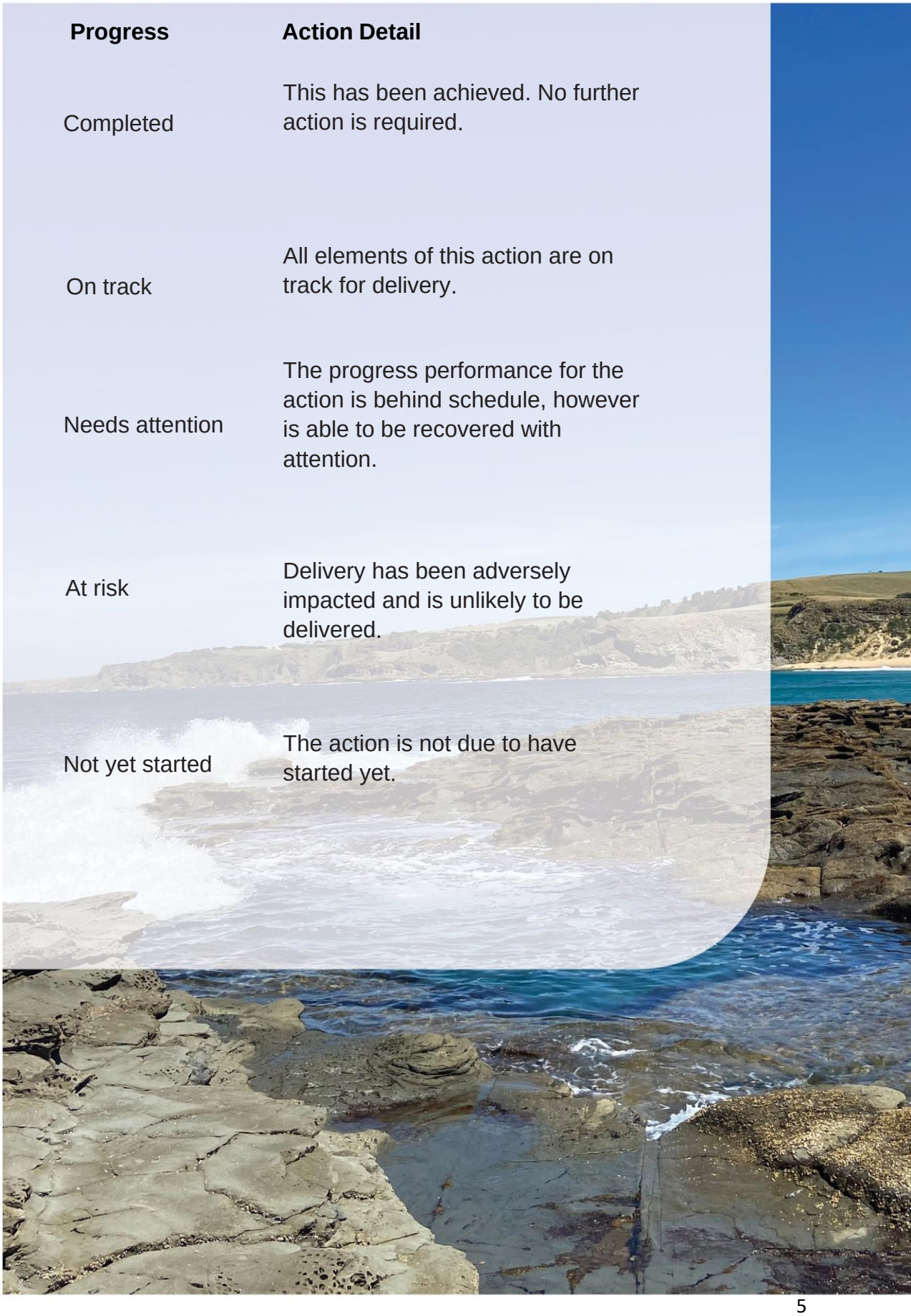

1. Protecting our natural environment

Building resilience and protecting and enhancing our natural assets

Action	Status	% Complete
Design and implement a dedicated perpetual environment fund for accelerating habitat restoration on public and private land.	A draft strategic plan has been completed. Options are being explored to assist in the establishment of an entity.	
Develop and maintain a Significant Tree Register to protect distinctive trees integral to the environment, culture, and heritage of Bass Coast.	Content for Council's website has been developed and is now in final testing before launch. This includes an interactive online portal that allows users to view the Significant Tree Register and nominate trees for inclusion. Significant trees in the Shire that are already listed with the National Trust have been added to Council's database.	

2. Healthy Communities

An inclusive community that embraces its lifestyle and supports health and wellbeing.

Action	Status	% Complete
Deliver a dynamic arts program at WUCAC and the new Cultural and Community Centre including the 'opening' of the new venue.	Planning for the 2024 annual program is now complete with delivery on track for the remainder of the year. Development of the 2025 annual program has commenced.	
Develop a Mountain Bike/BMX/Pump Strategy to guide the development of tracks in Bass Coast.	A draft strategy has been developed. Community engagement will occur in May. The strategy is expected to be presented to Council in June.	
Implement 24/7 cat containment including community engagement, regulation, and enforcement plans.	This action was completed in Q1.	
Develop a Dog Park Strategy.	Strategic direction for delivering dog parks is overseen by Council's Domestic Animal Management Plan (DAMP). Under the DAMP, the Dog Off Leash Community Working Group identified and prioritised dog park projects to be delivered in stages with upgrades to the Wonthaggi Recreation Reserve off leash dog park being the first. A new boundary fence and entrance from a shared path has been installed and further works are scheduled for this site by June 2024.	
Advocate for kindergarten expansion in Bass Coast to cater for expanding population.	Kindergarten Infrastructure Needs Analysis report and engagement have been completed. Advocacy and implementation are in progress.	

3. Our Places

Strengthening the connection between people and the public places they share.

Action	Status	% Complete
Finish construction of the new Cultural and Community Centre (Berninneit).	This action was completed in Q2. Berninneit was officially opened on 28 October 2023.	✓
Develop detailed designs for Wonthaggi Streetscapes Master Plan.	Complete. Detailed designs have been developed. Construction documentation is currently being prepared.	✓
Develop detailed designs for Cowes Streetscapes Master Plan.	Detailed designs and construction documentation for The Esplanade and Thompson Avenue are being prepared.	80%
Adopt and implement the Wonthaggi North East Precinct Structure Plan.	This action was completed in Q2. The amendment was approved by the Minister for Planning in December. This plan will continue to be implemented over the coming years.	✓
Continue the development of a Town Plan for San Remo including Structure Plan and Town Centre guidelines.	Background technical reports have been completed. A community reference group has been appointed and the Town Plan is currently under development. This project is scheduled to run over multiple years.	40%
Develop a Public Art Plan to provide a clear outline of the Council's approach to public art in the municipality.	Delivery of this action has been significantly delayed and is anticipated to be delivered in the 2024/2025 financial year.	20%
Implement the Tracks and Trails Delivery Plan for 2023/24.	The Tracks and Trails Delivery Plan has experienced slight delays. Stage 2 and 3 of the Cowes to Rhyll Shared Pathway is progressing through final approvals with construction planned to commence by the end of Q4. Cowes to Rhyll Shared Path stage 4 and 5 are progressing through feasibility and design phases. Options are being reassessed for Surf Parade Stage 3B following the outcome of the coastal hazard assessment, community engagement and advice from Department of Energy, Environment and Climate Action on utilisation of the coastal reserve. The Wonthaggi to Inverloch shared path is progressing through the tender evaluation phase with construction expected to commence in Q1 2024/25. The Woolamai to Nyora feasibility study has commenced with first community engagement sessions completed.	60%

4. Growing our Economy

3 5

Progressing opportunities for visitor economy and business growth in harmony with our natural environment and sustainable values.

Action	Status	% Complete
Deliver the Farmer Resilience Program, focusing on commercial and business sustainability and mental health.	This action was completed in Q2. Delivered the Small Agribusiness and Farming Diversity and Resilience six-month program as well as two Mental Health First Aid (MHFA) Courses.	
Implement a strategic approach to international, national and local events to drive economic growth and community benefit.	Council has continued to elevate brand awareness of Events Bass Coast. The Destination Management Plan was finalised for Phillip Island and San Remo strengthening the role events have in our visitor economy. Partnership with Events Gippsland and Sports Marketing Australia is driving event acquisition and multi-year partnership agreements.	

5. Sustainable Development



Prepare for growth while ensuring the intrinsic values and character of Bass Coast are retained.

Action	Status	% Complete
Review the Open Space Asset Management Plan to ensure assets are well maintained.	Open space and pathways condition audit has been completed. Revaluations are expected to be completed by June 2024.	
Review the Road Asset Management Plan to ensure assets are well maintained.	Road condition audit has been completed. Revaluations are expected to be completed by June 2024.	
Continue development of the Bass Coast Industrial Land Strategy.	Draft Strategy currently under development. Community consultation on the draft Strategy is scheduled for May with the final strategy due for completion at the end of June 2024.	
Finalise the Housing Strategy and Neighbourhood Character Study.	Final public consultation for the Housing Strategy and Neighbourhood Character Strategy has been completed with feedback incorporated into the final reports.	
Develop an Integrated Transport Strategy to support coordinated and linked transport modes.	Background report is being prepared for community consultation. Proposed strategies and actions are anticipated to be completed by June. The final Integrated Transport Strategy is delayed and will be finalised early 2025.	

6. Leading for our Community

Demonstrating leadership through good governance, transparency and accountability.

Action	Status	% Complete
Implement the Communications and Engagement Strategy and Plan including the establishment of a regular e- newsletter.	A three-year action plan has been developed for the strategy. The official launch of the e-newsletter is set to occur in early May.	
Support implementation of the Climate Change Action Plan through the delivery of Electric Vehicle (EV) charging infrastructure and the purchase of EV for Council's fleet.	Procurement process is well progressed and commencement of works is being finalised.	
Continue the delivery of the Business Transformation program.	Council is actively implementing a core business platform with a focus highlighting online customer request forms and enhancing the internal systems.	
Support gender equity in the community through the delivery of the Free from Violence Program.	Our existing partnership with Phillip Island Nature Park, Westernport Water and Bass Coast Health has expanded with support from South Gippsland Shire Council and South Gippsland Water with their engagement in our Active Bystander Training. 65 staff members completed the Equality at work e-learning series which aims to educate and increase understanding on gender equality, diversity and inclusion.	

Capital Works Highlights

Inverloch Tennis Club Pavilion

Council undertook roof replacement and external painting works. The aim of this project is to update the existing building's roof and guttering system to ensure we reach the expected lifespan of the building.

This project was completed in January 2024.



Wonthaggi Rail Trail Bridge Dalyston (3rd Bridge)

Council has renewed an existing concrete bridge along the Rail Trail located approximately 3.2 kilometres east of Mouth of Powlett Road, and 450 metres west of Station Street, Dalyston.

The works included removal and replacement of existing timber decked bridge with new concrete bridge. This project was completed in January 2024.



Kilcunda Skate Park

Council undertook construction of the Skate Park and renewal of the existing playspace at the Kilcunda Foreshore.

The design for the skate park and playspace was developed over the past 12 months, in consultation with a working group of local residents and the Kilcunda Community Association.

The accessible design includes a skate park with a bowl and roll in for beginners, a deep end for more advanced skaters, slappy kerb, water fall and pier seven ledge. The facility features a shelter with seating and an accessible ramp entrance from both the Bass Coast Rail Trail and the foreshore.

This project was completed in January 2024.



Glen Alvie Road, Lance Creek – Culvert Renewal

Council carried out major culvert pipe renewal works on Glen Alvie Road between Atkinson Road and Hickey Road, Lance Creek.

The aim of this project was to renew the culvert structure and provide protection from erosion of the road at this location.

This project was completed in January 2024.



Wattlebank, Lynnes Road – Blackspot Program

Council carried out road safety gateway treatments along Lynnes Road, Wattlebank.

The locations of the gateway treatments were selected by road safety experts to ensure that they are effective as possible in terms of reducing inappropriate speeds. Similar gateway treatments have been installed on the Bass Highway at Kilcunda and Dalyston townships.

This project involved road widening, sealing of new shoulders, including line marking and raised pavement markers, new 80 km/hr speed limit (from 100km/hr) signs between gateway treatments and guideposts. Community gateway signage was installed at the two locations on Lynnes Road.

This project was completed in February 2024.





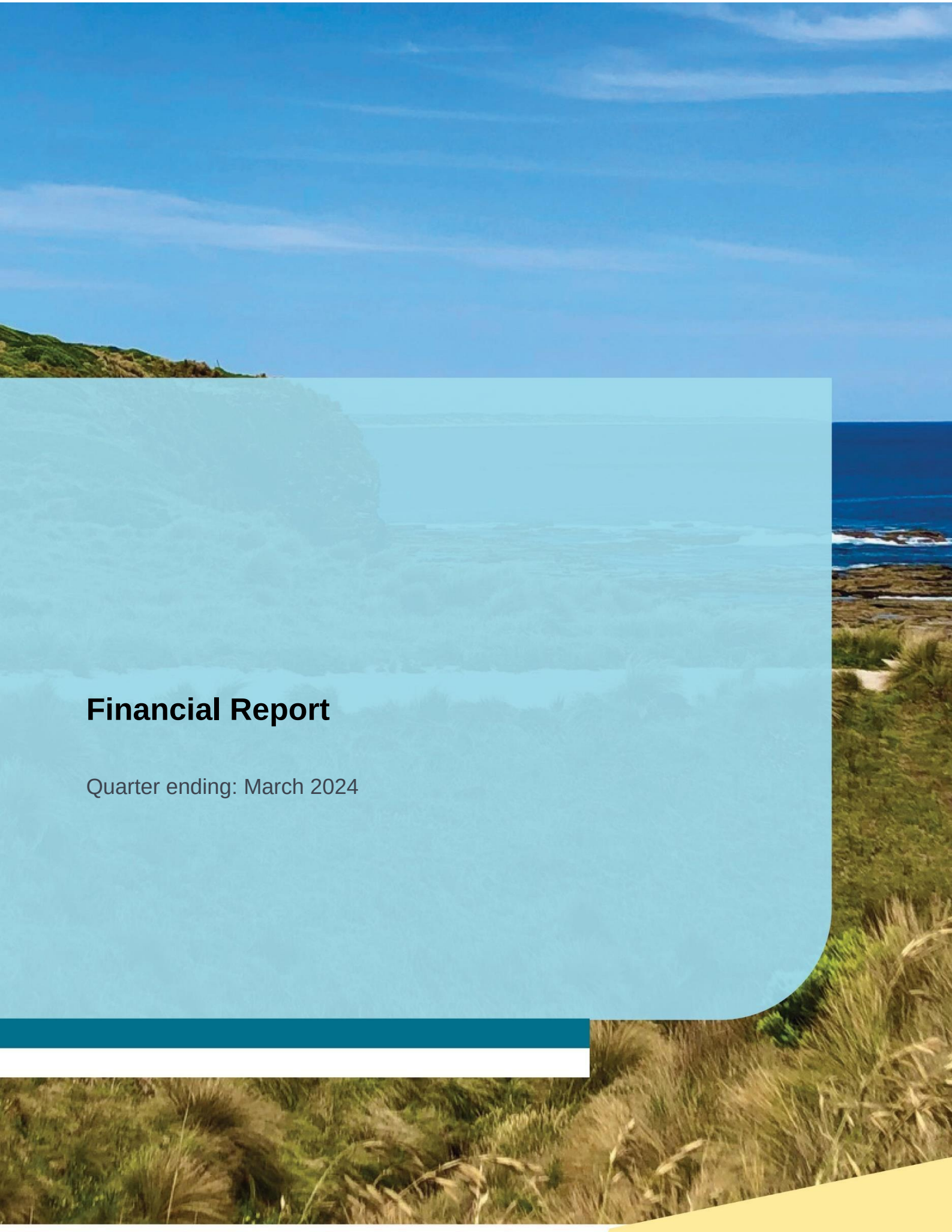

Financial Report

Quarter ending: March 2024

1 Financial Performance

1.1 Funding Statement

1.2 Funding Statement variances

1.3 Statement of Capital Works Expenditure

1.4 Treasury

2 Financial Statements

2.1 Comprehensive Income Statement

2.2 Balance Sheet

2.3 Cash Flow Statement

1 Financial Performance

	Year to Date March 24	Budget June 24	Forecast June 24
Net Result ($'000s)	24,796	5,222	18,115
Adjusted Underlying Result ($'000s)	13,997	(501)	(159)
Funding Statement Result ($'000s)	11,992	0	303
Capital works ($'000s)	26,999	29,411	40,698
Liquidity	1.80	1.80	1.70

Council's year to date operating results show a $24.8 million surplus. This is due to the practice of raising rates and charges for the full financial year when the rates notices are generated. The YTD surplus is $12.4 million favourable to budget due to higher interest revenue $500,000, timing differences for the material and services $900,000, and other expenses $400,000, and the recognition of $9.9 million unbudgeted Capital Grants. The funding includes $2.0 million for Cowes Cultural Centre – Berninneit, $2.9 million for Mahers Landing Boat Ramp, $1.9 million for Cowes Boat Ramp from the Victoria Fisheries Authority, $1.2 million for emergency roads works, and various road and bridge grants ($600,000).

Council's forecast net result is favourable to budget by $12.9 million projecting a $18.1 million surplus forecast for the year ending 30 June 2024. The favourable outcome is a result of the forecasted recognition of $13.2 million in unbudgeted capital grants. In addition to the $9.9 million unbudgeted Capital Grants detailed above, a further $2.1 million for delivery of Marine structures, and Cowes, Boat Ramp's, $1.2 million grant funding for the completion of Berninneit, have contributed to the favourable result.

Once the impact of these capital grants is removed, Council's adjusted underlying result is forecast to reflect a $159,000 deficit, (compared to an adjusted underlying budgeted deficit of $500,000)

The following have had an adverse impact of Council's projected full year results:

- Higher than budget consultant ($300,000) and contractor costs ($200,000) to support the delivery of successful grant funded projects.
- Utility cost increases are forecasted to be $125,000 or 13% higher than budget due to an increase for the contract renewal of Council's green energy.
- Higher than budgeted workers compensation insurance costs, which are $230,000 higher than costs budgeted.
- Materials and consumables usage and price increases greater than budgeted, with a forecast of $185,000 impact associated with diesel, bitumen, and asphalt.
- Provision of Emergency Relief for the Storm event experienced in February 2024
- Reduced Statutory fees & fines, and User fees due to increased compliance and a reduction in development.

These unfavourable projections are fully offset by an unbudgeted uplift of $1 million in Council's financial assistance grants from the Commonwealth.

Council has forecast a capital works program totalling $40.7 million for 2023/24 which is $11.3 million higher than budget due to the forecast completion of $3.3 million for works originally budgeted in previous financial years. In addition to, works linked to successful grant funding outcomes increasing the program forecast, such as Maher Landing Boat Ramp Upgrades, and Cowes Boat Ramp, both funded by Victoria Fisheries Authority. This means that the increased forecast capital program for 2023/24 has a minimal impact on Council's net cash position. An in-depth review of the forecast capital works expenditure has been conducted as part of the Quarter 3 Performance Report, including any expenditure carryover or deferrals to future years and the associated impact on the 24/25 Funding Statement.

The financial sustainability risk indicators for 2023/24 are provided in the table below. The indicators are the same indicators prepared by the Victorian Auditor General and reported by the Victorian Auditor General on an annual basis.

Council's Liquidity ratio, which measures the ability to pay existing debts as they fall due remains within the Victorian Auditor Generals low risk category, confirming Councils sound financial position.

Although the internal financing metric is forecast to be 87% this reflects that Council has been the beneficiary of significant external funding for the delivery of its large capital works program.

	Actual	Budget	YTD Actual	Forecast	Risk assessment criteria		
	2022/23	2023/24	2023/24	2023/24	High	Medium	Low
Net result	22.1%	5.2%	25.8%	15.5%	Less than negative 10%	Negative 10% - 0%	Greater than 0%
Adjusted Underlying Result	-2.6%	-0.5%	18.6%	-0.2%	Less than 0%	0% - 5%	Greater than 5%
Liquidity	1.5	1.8	1.8	1.7	Less than 0.75	0.75–1.0	Greater than 1.0
Internal financing	69.0%	82.9%	67.0%	87.0%	Less than 75%	75–100%	Greater than 100%
Indebtedness	31.3%	44.8%	30.4%	38.4%	Greater than 60%	40–60%	40% or less
Capital replacement	2.7	1.8	1.9	2.1	Less than 1.0	1.0–1.5	Greater than 1.5
Renewal gap	1.1	1.2	1.1	1.4	Less than 0.5	0.5–1.0	Greater than 1.0

For further detail on how the above indicators are calculated, please visit www.audit.vic.gov.au *and read in conjunction with the above financial performance summary.*

It is noted that the Chief Executive Officer, as required under Section 97(3) of the Local Government Act 2020, is of the opinion a revised budget is not required.

1.1 Funding Statement

The funding statement provides a summary of how Council's operations and capital works are funded within the financial year. The nature of the funding statement eliminates the overall impact of projects carried over between financial years and the addition of project works that are funded through the successful receipt of external grants.

	YTD Actual $000's	YTD Budget $000's	YTD Variance $000's	30 Jun 2024 Budget $000's	30 Jun 2024 Forecast $000's	30 Jun 2024 Variance $000's
Revenue						
Rates and charges	74,224	73,925	299	73,986	74,257	271
Statutory fees and fines	2,479	3,111	(631)	4,061	3,272	(789)
User fees	4,046	4,256	(210)	5,667	5,350	(318)
Grants - operating	829	1,358	(529)	8,247	9,572	1,324
Contributions - monetary - operating	91	65	26	65	89	24
Interest revenue	1,682	1,140	542	1,520	1,982	462
Other income	1,023	623	400	725	1,384	658
Total Revenue	**84,372**	**84,477**	**(105)**	**94,272**	**95,905**	**1,633**
Proceeds						
Sale of assets	398	0	398	500	801	301
Total Proceeds	**398**	**0**	**398**	**500**	**801**	**301**
Expenses						
Employee costs	(26,518)	(26,885)	367	(35,910)	(35,532)	379
Materials and services	(26,438)	(27,330)	891	(35,622)	(39,364)	(3,742)
Bad and doubtful debts	(1)	0	(1)	(10)	(11)	(1)
Borrowing costs	(565)	(312)	(253)	(907)	(781)	126
Land management rebate	(632)	(713)	81	(713)	(634)	79
Other expenses	(2,266)	(2,626)	360	(3,264)	(3,253)	10
Total Expenses	**(56,421)**	**(57,866)**	**1,446**	**(76,426)**	**(79,575)**	**(3,149)**
Financing Movements						
Proceeds from Borrowings	0	0	0	4,574	4,574	0
Repayments of Borrowings	(616)	(616)	0	(755)	(826)	(71)
Repayments of Finance Leases	(198)	(226)	28	(298)	(270)	28
Net Financing Movements	**(814)**	**(842)**	**28**	**3,521**	**3,478**	**(43)**
Reserve Fund Movements						
Transfers from Reserves	0	0	0	3,557	8,817	5,260
Transfers (to) Reserves	0	0	0	(2,595)	(9,262)	(6,667)
Net Reserve Movements	**0**	**0**	**0**	**963**	**(445)**	**(1,407)**
Deferred Income Movements						
Transfers from Unearned Income	3,096	0	3,096	0	5,598	5,598
Transfers (to) Unearned Income	(1,615)	0	(1,615)	0	(943)	(943)
Net Deferred Income Movements	**1,481**	**0**	**1,481**	**0**	**4,655**	**4,655**
Capital Expenditure and Income						
Grants - capital	8,930	0	8,930	3,428	13,760	10,332
Contributions - monetary - capital	1,044	468	576	3,154	2,422	(732)
Capital works	(26,999)	(18,109)	(8,891)	(29,411)	(40,698)	(11,287)
Net Capital Works Funded from Operations	**(17,025)**	**(17,641)**	**616**	**(22,829)**	**(24,516)**	**(1,687)**
Funding Surplus / (Deficit)	**11,992**	**8,128**	**3,865**	**(0)**	**303**	**303**

1.2 Funding Statement variances

Council's has forecast a funding statement show a surplus of $300,000. Once the impact of carry over capital and operating projects is removed, the surplus can be attributed to:

Category	Surplus/(Deficit)	Comment
Statutory Fees & Fines	($800,000)	Decreased local law fees and reduced planning submissions
User Fees	($300,000)	Reduction in waste gate fees
Grants - operating	$1.0 million	Increase in VLGGC grant funding due to a 9.6% increase in the Commonwealth funding pool.
Interest revenue	$500,000	Increase in interest rates
Other Income	$700,000	Unbudgeted insurance settlement and increase waste recoveries
Sale of Assets	$300,000	Unbudgeted Asset income
Materials & services*	($1.1 million)	Increase in insurance, utilities, roads maintenance consumables, open space materials and contractor, and IT consultant costs.

*Noting the bulk of variance relates to the impact of project carryovers

Council's year to date funding statement result shows a surplus of $12.0 million which is favourable against a year to date budget of $8.1 million. This favourable variance of $3.9 million is largely due:

Category	Surplus/(Deficit)	Nature	Comment
Statutory Fees & Fines	($600,000)	Decrease	Decrease local law fees and planning submissions income
Interest Revenue	$500,000	Increase	Higher interest rates assisting investment returns
Other Income	$400,000	Increase	Unbudgeted insurance settlement and increase waste recoveries
Materials & Services	$900,000	Timing	Waste contractor costs timing
Other expenses	$400,000	Timing	Contributions payment timing
Capital works*	$1.5 million	Timing	Program timing for delivery of grant funded carry over projects
Capital Contributions	$600,000	Timing	Receipt of contributions prior to completion of associated works

1.3 Statement of Capital Works Expenditure

Council's forecast capital project expenditure of $40.7 million is $11.3 million higher than the 2023/24 budget. This increase includes $8.2 million of project spend which has been carried over from the 2022/23 financial year for the completion of Cowes Cultural Centre – Berninneit (Buildings). The remaining increase (Land Improvements) is a result of successful grant funding including the Victoria Fisheries Authority projects as detailed at section 1. Financial Performance, offset by re-phasing of the capital program.

Further information can be found in the detailed Capital Works report.

	YTD Actual $000's	YTD Budget $000's	YTD Variance $000's	30 Jun 24 Budget $000's	30 Jun 2024 Forecast $000's	30 Jun 2024 Variance $000's
Property						
Land	-	-	-	-	-	-
Land improvements	8,483	2,387	6,096	4,587	11,633	7,046
Total land	8,483	2,387	6,096	4,587	11,633	7,046
Buildings	11,134	5,482	5,651	8,552	15,670	7,118
Total buildings	11,134	5,482	5,651	8,552	15,670	7,118
Total Property	19,616	7,869	11,747	13,139	27,302	14,163
Plant and equipment						
Plant, machinery and equipment	1,313	1,251	62	1,853	1,973	120
Computers and telecommunications	569	555	14	827	704	(123)
Artworks	5	38	(33)	50	5	(45)
Total plant and equipment	1,887	1,844	43	2,730	2,682	(48)
Infrastructure						
Roads	2,975	4,252	(1,277)	6,724	5,543	(1,181)
Bridges	971	899	72	1,445	2,556	1,111
Pathways and cycleways	913	1,721	(808)	2,963	1,534	(1,429)
Drainage	343	905	(562)	1,117	475	(642)
Waste management	294	620	(326)	1,293	605	(688)
Total infrastructure	5,496	8,396	(2,900)	13,542	10,714	(2,828)
Total Capital Works Expenditure	**26,999**	**18,109**	**8,891**	**29,411**	**40,698**	**11,287**
Represented by:						
New asset expenditure	2,329	4,007	(1,678)	7,111	4,775	(2,336)
Asset renewal expenditure	8,242	9,038	(796)	16,249	16,500	251
Asset expansion expenditure	8,647	373	8,274	373	8,704	8,331
Asset upgrade expenditure	7,781	4,691	3,090	5,678	10,718	5,040
Total Capital Works Expenditure	**26,999**	**18,109**	**8,891**	**29,411**	**40,698**	**11,287**

1.4 Treasury

Funds are held as cash at bank to ensure sufficient liquidity to meet payment obligations. Surplus cash is placed in interest bearing term deposits to maximise investment returns while ensuring availability if required. All investments are made in accordance with Council's Funds Investment Policy at the time of investment, with Council's adopted policy providing for a 0.5% interest rate differential for Community benefit investments, and divestment from fossil fuel funding.

The following table details investments held by Council at the end of quarter three. Weighted average return on our investment is 5.06%, which is 0.71% higher than the 4.35% average RBA rate over the same period. This supports our higher than budgeted interest revenue forecast.

Investments held by Council as at 31 March 2024	Principal	Interest Rate	Term (days)	Maturity Date
Judo Bank*	3,100,000	5.40%	182	13 May 2024
Commonwealth Bank of Australia	5,400,000	5.25%	182	13 May 2024
Bank of Queensland Limited*	5,000,000	4.95%	91	20 May 2024
Bendigo and Adelaide Bank Limited*	4,500,000	4.95%	182	19 August 2024
Westpac Banking Corporation*	10,000,000	5.01%	182	19 August 2024
MyState Bank*	3,000,000	5.05%	95	3 June 2024
Bendigo and Adelaide Bank Limited*	5,000,000	4.99%	186	9 September 2024
San Remo District Financial Services Ltd Shares	40,000	N/A	N/A	N/A
** ethical (not invested in fossil fuels)*				
Weighted average return on investment	**5.06%**			

Investments are included as components of current assets balances in the balance sheet, classified as either; Cash and cash equivalents or current other financial assets based on the length of their investment term.

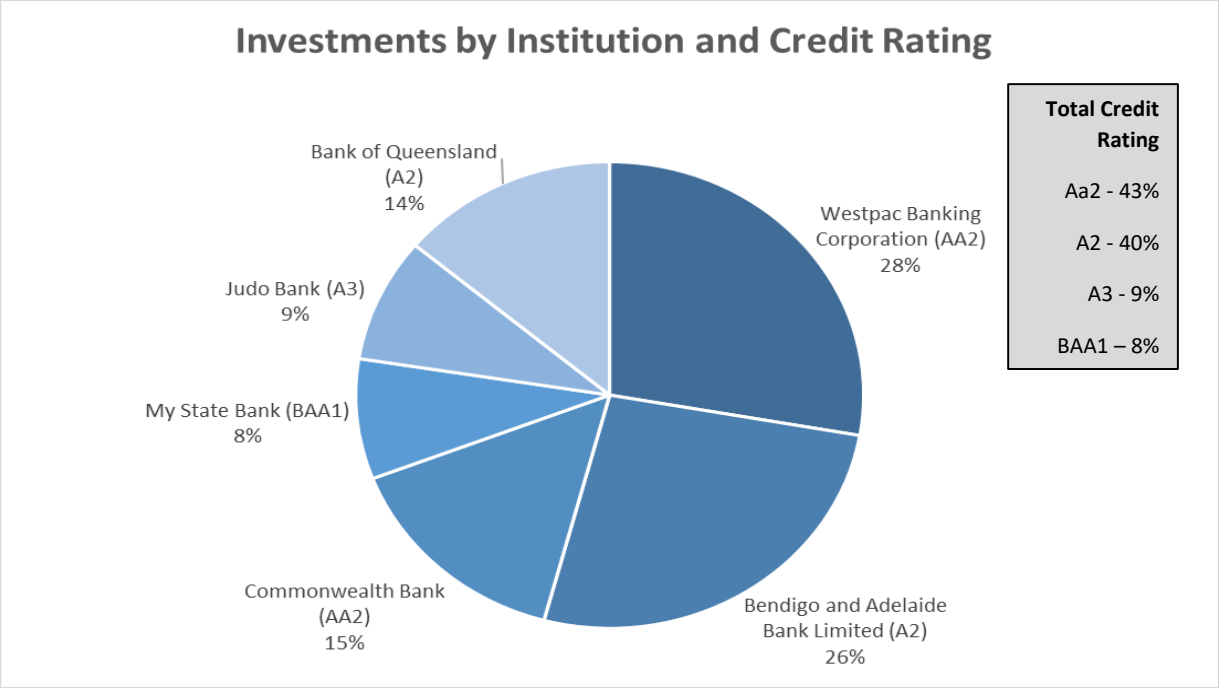

2 Financial Statements

2.1 Comprehensive Income Statement

	YTD Actual	YTD Budget	YTD Variance	30 June 24 Forecast	30 June 24 Budget	30 June 24 Variance
	$000's	$000's	$000's	$000's	$000's	$000's
Income						
Rates and charges	74,224	73,925	299	74,257	73,986	271
Statutory fees and fines	2,479	3,111	(631)	3,272	4,061	(789)
User fees	4,080	4,256	(175)	5,425	5,667	(243)
Contributions - cash	880	533	347	2,564	3,219	(655)
Contributions - non monetary assets	0	0	0	0	0	0
Grants - Operating	1,515	1,358	157	11,198	8,247	2,950
Grants - Capital	9,918	0	9,918	16,633	3,428	13,205
Net gain on disposal of property, infrastruc	138	(375)	513	351	0	351
Other Income	2,732	1,763	969	3,393	2,245	1,148
Total Income	95,966	84,570	11,396	117,093	100,854	16,239
Expenses						
Employee benefits	(26,518)	(26,885)	367	(35,532)	(35,910)	379
Materials and services	(26,993)	(27,330)	337	(39,696)	(35,622)	(4,073)
Bad and doubtful debts	(1)	0	(1)	(11)	(10)	(1)
Depreciation	(14,154)	(13,951)	(203)	(18,879)	(18,602)	(277)
Amortisation - intangible assets	(227)	(227)	0	(302)	(302)	0
Amortisation - right of use assets	(227)	(227)	(1)	(303)	(302)	(1)
Finance costs	(565)	(284)	(281)	(781)	(879)	98
Finance costs - leases	(14)	(28)	14	(14)	(28)	14
Other expenses	(2,472)	(3,339)	868	(3,461)	(3,977)	516
Total Expenses	(71,171)	(72,271)	1,100	(98,978)	(95,632)	(3,346)
Surplus (deficit) for the year	24,796	12,299	12,496	18,115	5,222	12,893
Less Contributions - monetary	880	533	347	2,564	3,219	(655)
Less Contributions - non monetary	0	0	0	0	0	0
Less Grants - capital (non-recurrent)	9,918	0	9,918	15,709	2,504	13,205
Adjusted underlying surplus/(deficit)	13,997	11,766	2,231	(159)	(501)	342

2.2 Balance Sheet

	YTD Actual $'000	30 June 2024 Budget $'000	30 June 2024 Forecast $'000	30 June 2024 Variance $'000
Current Assets				
Cash and cash equivalents	13,889	34,692	42,389	7,696
Current trade and other receivables	31,055	8,669	11,818	3,150
Current other financial assets	36,040	22,806	15,040	(7,766)
Inventories	31	57	31	(26)
Current assets - other	1,027	1,096	971	(125)
Total Current Assets	82,041	67,320	70,249	2,929
Non-Current Assets				
Property infrastructure plant and equipment	958,894	910,767	971,140	60,373
Intangible assets	2,453	2,149	2,377	228
Right of use assets	822	760	780	20
Total Non-Current Assets	962,169	913,676	974,297	60,622
Total Assets	**1,044,210**	**980,996**	**1,044,547**	**63,551**
Current Liabilities				
Current trade and other payables	4,529	6,481	7,046	565
Current trust funds and deposits	5,732	6,101	6,087	(14)
Current provisions	7,413	7,161	6,441	(720)
Current interest bearing liabilities	8,210	971	5,326	4,355
Current lease liabilities	305	299	293	(5)
Contract and other liabilities	18,572	16,334	15,398	(936)
Total Current Liabilities	44,761	37,347	40,591	3,245
Non-Current Liabilities				
Non current provisions	13,234	12,256	13,880	1,623
Non current interest bearing liabilities	11,619	25,795	18,867	(6,928)
Non current lease liabilities	543	491	518	28
Total Non-Current Liabilities	25,397	38,542	33,265	(5,277)
Total Liabilities	**70,158**	**75,889**	**73,857**	**(2,033)**
Net Assets	**974,053**	**905,107**	**970,690**	**65,583**
Equity				
Accumulated Surplus	371,577	346,103	364,451	18,349
Reserves	602,476	559,004	606,239	47,234
Total Equity	**974,053**	**905,107**	**970,690**	**65,583**

2.3 Cash Flow Statement

	31 Mar 2024 Actual $000's	30 June 2024 Budget $000's	30 June 2024 Forecast $000's	30 June 2024 Variance $000's
Cash flows from operating activities				
Rates and charges	57,594	75,759	76,064	305
Statutory fees and fines	2,479	4,202	3,272	(930)
User fees	4,756	6,342	6,170	(172)
Grants - operating	829	8,451	9,572	1,121
Grants - capital	7,741	3,512	13,760	10,248
Contributions - monetary	1,135	65	2,510	2,445
Interest received	1,682	1,520	1,982	462
Dividends received	4	0	4	4
Trust Funds taken/(repaid)	(236)	120	119	(1)
Other receipts	1,244	4,104	1,829	(2,275)
Net GST refund (payable)	6,627	5,333	5,333	0
Employee costs	(26,610)	(36,205)	(35,726)	479
Materials and services	(34,435)	(39,397)	(44,383)	(4,986)
Other payments	(4,886)	(4,326)	(5,863)	(1,537)
Net cash provided by operating activities	**17,924**	**29,480**	**34,643**	**5,163**
Cash flows from investing activities				
Payments for property, infrastructure, plant and equipment	(26,999)	(32,352)	(40,697)	(8,345)
Proceeds from sale of property, infrastructure, plant and equipment	398	550	800	250
Proceeds from/(Payments for) investments	(21,000)	0	0	0
Net cash used in investing activities	**(47,601)**	**(31,802)**	**(39,897)**	**(8,095)**
Cash flows from financing activities				
Finance costs	(579)	(879)	(790)	89
Proceeds from borrowings	0	4,574	4,574	0
Repayment of borrowings	(616)	(755)	(826)	(71)
Interest paid - lease liability	0	(28)	0	28
Repayment of lease liabilities	(227)	(298)	(303)	(5)
Net cash used in financing activities	**(1,422)**	**2,614**	**2,655**	**41**
Net increase (decrease) in cash and cash equivalents	(31,099)	292	(2,599)	(2,891)
Cash and cash equivalents at the beginning of the financial year	44,988	34,400	44,988	10,588
Cash and cash equivalents at the end of the period	**13,889**	**34,692**	**42,389**	**7,697**

Project Number	Project	Ward	Asset Class	Percent Complete	Status	Project Year	Approved Budget	Prior Year Carryover	Approved Budget + Carryover	Last Posted Forecast	Carryover to NY	YTD Actual Expenditure	Variance (between YTD Actuals and Last Posted Forecast)
Art works													
100383	Min Plant Equ Public Art	Shire-Wide	Art works	5	Underway	2024	50,000		50,000	4,831	45,170	4,831	-
102003	Min Plant Equ Harmony Bells Insurance	Shire-Wide	Art works	70	Underway	2024			-	59,000		25,000	34,000
Total Art works			**2**	**38**			**50,000**	**-**	**50,000**	**63,831**	**45,170**	**29,831**	**34,000**
Bridges													
100977	Min Bridges Powlett River Pedestrian Bridge Renewal - Design	Western Port	Bridges	70	Underway	2024	57,000		57,000	63,469		20,694	42,775
100784	Ren Bldgs OpSp Wonth Rail Trail Bridge Dalyston (3rd Bridge)	Western Port	Bridges	100	Completed	2024	287,000		287,000	138,859		138,859	-
100934	Ren Bridges Loch Kernot Rd, Kernot Culvert	Western Port	Bridges	51	Underway	2024	458,000		458,000	772,000		26,220	745,780
100990	Ren Bridge Garry Road, Kernot - Culvert renewal	Western Port	Bridges	50	Underway	2024	115,000		115,000	356,626		42,781	313,845
100991	Ren Bridge Walker Road, Loch - Culvert renewal	Western Port	Bridges	45	Underway	2024	115,000		115,000	115,000	115,000	9,203	105,797
100930	Ren Bridges Emerg - Culvert Lance Cr Kongwak Rd Glen Alvie	Western Port	Bridges	100	Completed	2024	550,000		550,000	549,903		549,903	-
100931	Ren Bridges Emerg - Culvert West End, Baum Rd Ryanston	Western Port	Bridges	98	Underway	2024	150,000		150,000	133,484		132,484	1,000
100995	Ren Bridge Glen Alvie Rd, Lance Creek - Culvert renewal	Western Port	Bridges	100	Completed	2024			-	174,726		174,726	-
100906	Emergency Bridge Works - Glen Alvie Rd, Grantville	Western Port	Bridges	60	Underway	2024			-	390,329		15,329	375,000
Total Bridges			**9**	**75**			**1,732,000**	**-**	**1,732,000**	**2,694,395**	**115,000**	**1,110,198**	**1,584,197**
Buildings													
100946	Min Bldgs Pioneer Bay Community Facility	Western Port	Buildings	50	Underway	2024	300,000	31,140	331,140	276,590	55,000	12,851	263,739
100945	Ren Bldgs OpSp Krowera Hall - Design and Renewal Works	Western Port	Buildings	70	Underway	2024	290,000		290,000	249,560		32,595	216,965
100993	Ext Grt VFA Open Space Mahers Landing - Stage 2 Civil Works	Bunurong	Buildings	55	Underway	2024	125,000		125,000	1,273,384	370,486	156,345	1,117,039
100948	Min Bldgs Smiths Beach Car Park and Toilet Upgrade	Island	Buildings	75	Underway	2024	344,000	154,000	498,000	461,816		20,396	441,420
100875	Ren Bldgs OpSp Corinella bowls Club Disability Access toilet	Western Port	Buildings	65	Underway	2024	350,000		350,000	312,937		17,121	295,816
100959	Min Bldgs Kilcunda Bass Pavilion Football Club	Shire-Wide	Buildings	65	Underway	2024	500,000		500,000	600,000		246,056	353,944
100965	Min Bldgs Council Chamber Alteration - Design	Bunurong	Buildings	45	Underway	2024	80,000		80,000	80,000		6,512	73,488
100978	Ren Bldgs OpSp Anderson - Wonthaggi Shared Path Signage Ren	Bunurong	Buildings	70	Underway	2024	140,000		140,000	32,420		1,920	30,500
100968	Ren Bldgs OpSp Cape Woolamai shared path improvements	Western Port	Buildings	100	Completed	2024	80,000		80,000	13,034		13,034	-
100967	Ren Bldgs OpSp Rail Trail renewal program	Shire-Wide	Buildings	98	Underway	2024	280,000		280,000	281,826		202,926	78,900
100988	Min Bldgs Security and CCTV	Shire-Wide	Buildings	64	Underway	2024	115,000		115,000	111,022		61,022	50,000
100976	Ren Bldgs OpSp Bass Coast Leisure Centre Asset Manage. Plan	Bunurong	Buildings	88	Underway	2024	170,000		170,000	162,004		100,804	61,200
100974	Ren Bldgs OpSp Building painting program	Shire-Wide	Buildings	70	Underway	2024	95,000		95,000	213,975		59,603	154,372
100697	Ren Bldgs OpSp Inverloch Community Hub	Bunurong	Buildings	99	Underway	2024	600,000		600,000	252,745		231,045	21,700
100975	Ren Bldgs OpSp Inverloch Tennis Club Pavilion	Bunurong	Buildings	100	Completed	2024	75,000		75,000	51,176		51,176	-
100841	Ren Bldgs OpSp Minor Buildings Renewal Program	Shire-Wide	Buildings	80	Underway	2024	280,000		280,000	375,482		248,612	126,870
100790	Ren Bldgs OpSp Old Post Office Structural Invest & Design	Bunurong	Buildings	99	Underway	2024	125,000		125,000	114,865		94,945	19,920
100973	Ren Bldgs OpSp Replacement of toilet facilities	Shire-Wide	Buildings	70	Underway	2024	575,000		575,000	282,654	80,000	136,321	146,333
100987	Min Bldgs Height Safety Equipment	Shire-Wide	Buildings	100	Completed	2024	55,000		55,000	42,194		42,194	-
100979	Min Bldgs Inverloch Community Hub Stadium DDA Access	Bunurong	Buildings	90	Underway	2024	23,000		23,000	19,890		12,823	7,067
100850	Major Projects Capital Advancement	Shire-Wide	Buildings	72	Underway	2024	2,500,000		2,500,000	-			-
100863	Minor Project Capital Advancement	Shire-Wide	Buildings	72	Underway	2024	196,000		196,000	-			-
100876	Ren Buildings Capital Advancement	Shire-Wide	Buildings	72	Underway	2024	787,000		787,000	384,000			384,000
100121	Maj Bldgs Cowes Cultural & Community Centre Redevelopment	Island	Buildings	99	Completed	2023		5,886,782	5,886,782	8,244,789		8,244,789	-
100833	Min Bldgs Kindergarden/MCH Expansion Project - Wonthaggi PS	Bunurong	Buildings	100	Removed/Amalgamat	2023		-	-	-		-	-
100857	Min Bldgs Pioneer Bay Reserve, Toilets & Community Space	Western Port	Buildings	100	Removed/Amalgamat	2023		-	-	-		-	-
100860	Min Bldgs Mechanics workshop storage & extension	Bunurong	Buildings	100	Completed	2023		169,065	169,065	162,015		162,015	-
100871	Ren Bldgs Rhyll Mechanics Hall	Island	Buildings	75	Underway	2023		593,911	593,911	743,911		454,344	289,567
100872	Ren Bldgs Cowes Senior Citizens	Island	Buildings	100	Deferred	2023		141,611	141,611	15,063		15,063	-
100874	Ren Bldgs Refurbishment of CFA Building Cowes	Island	Buildings	70	Underway	2023		173,745	173,745	135,661		46,880	88,781
100481	Min Bldgs Wonthaggi Croquet Club Pavillion	Bunurong	Buildings	100	Completed	2022		47,994	47,994	52,361		52,361	-
100482	Min Bldgs Wonthaggi Tennis Club Pavillion	Bunurong	Buildings	100	Completed	2022		10,414	10,414	6,877		6,877	-
100786	Ren Bldgs OpSp Wonthaggi Museum Platform Design & Construct [Bass Coast Rail Trail – Wonthaggi]	Bunurong	Buildings	80	Underway	2023		430,684	430,684	398,404		198,149	200,255
100392	Buildings - Building renewal design program for next year	Shire-Wide	Buildings	50	Underway	2024	180,000		180,000	180,000		65,869	114,131
Total Buildings			**34**	**81**			**8,265,000**	**7,639,346**	**15,904,346**	**15,530,656**	**505,486**	**10,994,649**	**4,536,007**
Computers & Telecoms													
100980	Ren Bldgs WUCAC Design	Bunurong	Computers & Telecoms	45	Underway	2024	30,000		30,000	64,836	-	19,458	45,378
100972	Ren Computers & IT Civic Facilities Enhancement Program	Bunurong	Computers & Telecoms	100	Removed/Amalgamat	2024	150,000		150,000	-			-
100116	Ren Computers & IT Network Devices	Shire-Wide	Computers & Telecoms	64	Underway	2024	647,000		647,000	639,635		549,635	90,000
Total Computers & Telecoms			**3**	**70**			**827,000**	**-**	**827,000**	**704,471**	**-**	**569,093**	**135,378**

Project Number	Project	Ward	Asset Class	Percent Complete	Status	Project Year	Approved Budget	Prior Year Carryover	Approved Budget + Carryover	Last Posted Forecast	Carryover to NY	YTD Actual Expenditure	Variance (between YTD Actuals and Last Posted Forecast)
Drainage													
100960	Min Drain Coronet Bay Community Garden - Drainage Works	Western Port	Drainage	100	Completed	2024	10,000		10,000	14,238		14,238	-
100985	Min Drainage Paul Street Grantville - Rectify defects	Western Port	Drainage	100	Completed	2024	115,000		115,000	110,000		109,857	143
100911	Ren Drainage Flood Mitigation Design - Bayview Ave Inverloch	Bunurong	Drainage	55	Underway	2024	230,000		230,000	100,001	607,260	90,717	9,284
100912	Ren Drainage Flood Mitigation Design - Seaward dr Cape Pat	Bunurong	Drainage	100	Completed	2024	115,000		115,000	47,741		47,741	-
100796	Ren Stormwater Group Drainage Flood Investigation & Design	Shire-Wide	Drainage	55	Underway	2024	585,000		585,000	180,000		80,756	99,244
100879	Ren Drainage Capital Advancement	Shire-Wide	Drainage	72	Underway	2024	62,000		62,000	-			-
100505	Storm Water Group - Bayview Ave Tenby Point - WSUD	Western Port	Drainage	100	Completed	2021		23,501	23,501	23,501			23,501
Total Drainage			**7**	**83**			**1,117,000**	**23,501**	**1,140,501**	**475,481**	**607,260**	**343,309**	**132,172**
Land improvements													
100989	Maj Land Imp Wonthaggi NE PSP	Bunurong	Land improvements	50	Underway	2024	500,000		500,000	2,734	500,000	2,734	-
100944	Maj Land Imp Building Energy Upgrades	Shire-Wide	Land improvements	50	Underway	2024	137,000		137,000	16,053	121,496	5,553	10,500
100943	Maj Land Imp Electric Vehicle Transition	Shire-Wide	Land improvements	100	Completed	2024	224,000		224,000	1,017		1,017	-
100494	Maj Bldgs Cowes Activity Centre Plan	Island	Land improvements	70	Underway	2024	688,000		688,000	476,525		269,525	207,000
100587	Wonthaggi Secondary College Senior Campus – Structure Plan	Bunurong	Land improvements	75	Underway	2024	230,000		230,000	38,546		24,546	14,000
100908	Ext Grt Anderson St Reserve San Remo Open Space Masterplan	Western Port	Land improvements	70	Underway	2024	617,000		617,000	544,923		154,923	390,000
100950	Min Land Imp Playspace - McKenzie Views	Island	Land improvements	55	Underway	2024	130,000		130,000	100,000		2,680	97,320
100951	Min Land Imp Playspace - Woolamai Park	Western Port	Land improvements	55	Underway	2024	124,000		124,000	160,000		7,854	152,146
100952	Min Land Imp Playspace - Outrigger	Bunurong	Land improvements	55	Underway	2024	124,000		124,000	130,000		1,876	128,124
100953	Min Land Imp Christmas Decorations	Shire-Wide	Land improvements	100	Completed	2024	30,000		30,000	18,624		18,624	-
100954	Maj Land Imp Graydens Reserve Skate Park Design Development	Western Port	Land improvements	20	Underway	2024	50,000		50,000	29,310	25,000	7,573	21,737
100956	Min Bldgs Cowes Recreation Reserve - Rejuvenation	Island	Land improvements	100	Completed	2024	345,000		345,000	278,397		271,302	7,095
100955	Min Land Imp Dog Parks	Shire-Wide	Land improvements	80	Underway	2024	100,000		100,000	50,000			50,000
100704	Min Land Impr Designs for Sport & Recreation Reserves	Shire-Wide	Land improvements	100	Completed	2024	230,000		230,000	166,010		123,302	42,708
100971	Min Land Imp Smart Cities Initiatives - Parking	Shire-Wide	Land improvements	100	Removed/Amalgamat	2024	50,000		50,000	-			-
100886	Ren Bldgs OpSp Marine Structure Construction	Shire-Wide	Land improvements	56	Underway	2024	460,000		460,000	559,997	200,000	238,981	321,016
100781	Ren Bldgs OpSp Marine Structures Design	Shire-Wide	Land improvements	70	Underway	2024	170,000		170,000	72,182		37,682	34,500
100889	Ren Land Improvement Capital Advancement	Shire-Wide	Land improvements	72	Underway	2024	278,000		278,000	-			-
100490	Maj Land Imp Wonthaggi Activity Centre Plan Priorities	Bunurong	Land improvements	70	Underway	2023		1,607,077	1,607,077	179,552	1,617,525	140,852	38,700
100718	Min Land Impr Kilcunda Skate Park	Western Port	Land improvements	100	Completed	2023		267,104	267,104	271,639		271,639	-
100828	Ext Grt Land Impr Electric Vehicle Public Chargers DCAV	Shire-Wide	Land improvements	50	Underway	2023		345,754	345,754	479,344	376,411	212,815	266,528
100855	Min Land Imp Blue Gum Community Garden Cowes	Island	Land improvements	100	Completed	2023		3,910	3,910	16,829		16,829	-
100856	Min Land Imp Rhyll Playground - Stage 2	Island	Land improvements	100	Completed	2023		298,427	298,427	304,387		304,387	-
100703	Min Land Impr Wonthaggi Field Lighting & Soccer Pavilion	Bunurong	Land improvements	100	Completed	2022		6,163	6,163	27,131		27,131	-
100762	Dinosaurs Trail - Creative Design and concept phase	Shire-Wide	Land improvements	100	Completed	2022		77,257	77,257	183,439		183,439	-
100821	Min Land Impr Wonthaggi Rec Res Power Upgrade & Consolidatio	Bunurong	Land improvements	100	Completed	2022		222,284	222,284	231,333		231,333	-
100910	Ext Grt VFA Open Space Cowes Boat Ramp.	Island	Land improvements	100	Completed	2023		825,890	825,890	2,733,290		2,733,290	-
100937	Ext Grt DEECA Land Impr Rhyll Seawall Extension - Stage 2	Island	Land improvements	40	Underway	2023		570,400	570,400	59,554	839,044	59,554	-
100918	Ext Grt VFA Open Space Mahers Landing	Bunurong	Land improvements	80	Underway	2023			-	4,346,934		3,046,837	1,300,097
101004	Maj Land Imp Phillip Island Recreation Masterplan - Capital	Island	Land improvements	70	Underway	2024	100,000		100,000	89,726		35,276	54,450
102001	Maj Pathway Guy Road, Corinella Shared Path Interp. Signage	Western Port	Land improvements	19	Underway	2024			-	6,382	35,000	5,461	921
100998	Insurance Land Imp Playspace - Whyte Sands Park	Island	Land improvements	100	Completed	2024			-	39,570		39,570	-
100999	Ext Grt VFA Open Space Inverloch Jetty Construction	Bunurong	Land improvements	35	Underway	2024			-	4,774		4,774	-
100671	Ren Offstreet Car Park Renewal	Shire-Wide	Land improvements	100	Completed	2024			-	3,891		3,891	-
100764	Min Land Impr Council-run Cemetery Burial Sites	Shire-Wide	Land improvements	100	Completed	2024			-	2,790		2,790	-
100909	Ext Grt Min Land Impr Inverloch Bowls Club Lighting	Bunurong	Land improvements	100	Completed	2024			-	90		90	-
102005	Ext Grt Land Impr Tulloch St Dalyston Bus Shelter / Rotunda	Western Port	Land improvements	5	Underway	2024			-				-
102008	Ren Bldgs Opsp Open Space Defect Renewal Program	Shire-Wide	Land improvements	0	Underway	2024			-	14,000			14,000
Total Land improvements			**38**	**72**			**4,587,000**	**4,224,266**	**8,811,266**	**11,638,972**	**3,714,476**	**8,488,130**	**3,150,842**
Plant & Equipment													
100957	Min Plant Equ Relocatable Change Facility	Shire-Wide	Plant & Equipment	75	Underway	2024	115,000		115,000	160,000		67,470	92,530
100958	Min Plant Equ Relocatable Toilet Block	Shire-Wide	Plant & Equipment	75	Underway	2024	115,000		115,000	-			-
100964	Min Plant Epu Plant Management Hoist	Shire-Wide	Plant & Equipment	75	Underway	2024	88,000		88,000	75,000			75,000
100409	Ren Plant Equ Plant & Equipment Renewal Program	Shire-Wide	Plant & Equipment	75	Underway	2024	905,000		905,000	940,042	-	697,006	243,036
100992	Min Land Imp Smart Cities Initiatives - Pilot Program	Shire-Wide	Plant & Equipment	64	Underway	2024	30,000		30,000	75,000			75,000
100408	Ren Plant Equ Light Fleet Renewal Program	Shire-Wide	Plant & Equipment	90	Underway	2024	600,000		600,000	663,592		523,482	140,110
Total Plant & Equipment			**6**	**76**			**1,853,000**	**-**	**1,853,000**	**1,913,634**	**-**	**1,287,958**	**625,676**

Project Number	Project	Ward	Asset Class	Percent Complete	Status	Project Year	Approved Budget	Prior Year Carryover	Approved Budget + Carryover	Last Posted Forecast	Carryover to NY	YTD Actual Expenditure	Variance (between YTD Actuals and Last Posted Forecast)
Footpaths and cycleways													
100947	Smiths Beach Beachcomber YCW Activity Plans Implementation	Island	Footpaths and cycleways	29	Underway	2024	69,000		69,000	15,488		15,488	-
100969	Maj Pathway Cowes-Rhyll Stage 4 - Tracks & Trails	Island	Footpaths and cycleways	35	Underway	2024	500,000		500,000	74,634	425,000	3,134	71,500
100922	Maj Pathways T&T Surf Parade Stage 3B Inverloch	Bunurong	Footpaths and cycleways	15	Underway	2024	688,000		688,000	69,369	628,000	11,764	57,605
100966	Min Pathway Toorak Rd, Inverloch	Bunurong	Footpaths and cycleways	45	Underway	2024	120,000		120,000	60,000	60,000	6,281	53,719
100916	Maj Pathway Cowes-Rhyll Stage 3 - Tracks & Trails	Island	Footpaths and cycleways	80	Underway	2024	176,000		176,000	4,045	191,955	1,477	2,568
100917	Maj Pathway Cowes-Rhyll Stage 5 - Tracks & Trails	Island	Footpaths and cycleways	80	Underway	2024	150,000		150,000	150,000		39,425	110,575
100840	Ext Grt Maj Pathways Inverloch to Wonthaggi Shared Path	Bunurong	Footpaths and cycleways	55	Underway	2024	573,000		573,000	208,546	400,000	152,009	56,537
100883	Ren Pathway DDA Pathway Renewal Program	Shire-Wide	Footpaths and cycleways	100	Completed	2024	22,000		22,000	24,296		24,296	-
100986	Ren Pathway Renewal Program - Shire Wide	Shire-Wide	Footpaths and cycleways	70	Underway	2024	260,000		260,000	292,009		151,394	140,615
100884	Ren Footpaths and Cycleways Capital Advancement	Shire-Wide	Footpaths and cycleways	72	Underway	2024	152,000		152,000	-		-	-
100849	Min Pathway Corinella Pathway Gaps	Western Port	Footpaths and cycleways	95	Underway	2023	253,000	41,738	294,738	399,466		396,323	3,143
100881	Ren Pathway Marine Pde San Remo Bergin Grove Woolamai Grove	Western Port	Footpaths and cycleways	65	Underway	2023		36,501	36,501	2,196		2,196	-
100848	Maj Pathway Woolamai-Nyora Trail Extension - Tracks & Trails	Western Port	Footpaths and cycleways	35	Underway	2023		500,000	500,000	144,725	355,275	19,790	124,935
100660	Maj Asp Path Cowes-Rhyll Road Coghlan Road to Rhyll	Island	Footpaths and cycleways	5	Underway	2024			-	83,243		83,608	(365)
Total Footpaths and cycleways			**14**	**56**			**2,963,000**	**578,239**	**3,541,239**	**1,528,016**	**2,060,230**	**907,184**	**620,832**
Roads													
100949	Min Roads DDA Beach Access Design	Shire-Wide	Roads	35	Underway	2024	92,000		92,000	51,528		5,428	46,100
100962	Min Roads Black Spot Mill Road, Woolamai	Western Port	Roads	70	Underway	2024	455,000		455,000	384,955		67,440	317,515
100961	Min Roads Black Spot Nyora - St Hellier Road, Loch	Western Port	Roads	45	Underway	2024	645,000		645,000	119,566	421,478	48,452	71,114
100771	Min Roads Black Spot Project Design	Shire-Wide	Roads	100	Completed	2024	20,000		20,000	19,999		7,057	12,942
100963	Min Roads Customer Focused Street Light Delivery Program	Shire-Wide	Roads	10	Underway	2024	57,000		57,000	57,000		6,238	50,762
100698	Min Roads Local Road Safety Improvement Program	Shire-Wide	Roads	70	Underway	2024	115,000		115,000	51,437	63,563	34,142	17,295
100864	Min Roads RSAMP Budget	Shire-Wide	Roads	40	Underway	2024	310,000		310,000	229,953		16,344	213,609
100702	Min Roads Surf Beach & Sunderland Bay Rd	Shire-Wide	Roads	100	Completed	2024	459,000		459,000	71,010		71,010	-
100984	Ren Roads Berrys Beach Rd Ventnor North of Ventnor Beach Rd	Island	Roads	50	Underway	2024	1,150,000		1,150,000	882,348		82,053	800,295
100982	Ren Roads Grantville Glen Alvie Road, Almurta East	Shire-Wide	Roads	15	Underway	2024	245,000		245,000	245,000		18,028	226,972
100774	Ren Roads Kerb Renewal Program	Shire-Wide	Roads	100	Completed	2024	230,000		230,000	177,833		177,833	-
100983	Ren Roads Loch Wonth Rd, Krowera & Ryanston Geo-tech Invest	Shire-Wide	Roads	95	Underway	2024	97,000		97,000	79,174		64,174	15,000
100981	Ren Roads Urban Pavement Jenner Avenue Cowes	Island	Roads	90	Underway	2024	330,000		330,000	260,000		15,891	244,109
100791	Ren Roads Urban Roads Street Furniture Renewal	Shire-Wide	Roads	100	Completed	2024	40,000		40,000	51,000		46,003	4,997
100410	Ren Rural Roads Group Rural Spray Sealing Program	Shire-Wide	Roads	99	Underway	2024	427,000		427,000	357,879		357,879	-
100414	Ren Rural Roads Group Shoulder Pavement Program	Shire-Wide	Roads	59.5	Underway	2024	180,000		180,000	180,000		17,591	162,409
100428	Ren Unsealed Roads Resheeting Program Gravel Resheeting	Shire-Wide	Roads	74.5	Underway	2024	596,000		596,000	596,000		416,441	179,559
100417	Ren Urban Roads Group Urban Asphalt Seal	Shire-Wide	Roads	100	Completed	2024	324,000		324,000	421,563		293,520	128,043
100416	Ren Urban Roads Group Urban Spray Seal Renewal	Shire-Wide	Roads	100	Completed	2024	465,000		465,000	500,698		500,698	-
100896	Ren Roads Capital Advancement	Shire-Wide	Roads	72	Underway	2024	357,000		357,000	-			-
100798	Ren Road Archies Creek Road Archies Creek	Western Port	Roads	40	Underway	2023		56,643	56,643	21,800		7,370	14,430
100832	Min Roads Shetland Heights Road - Road and Drainage Upgrade	Western Port	Roads	100	Completed	2023			-	15,959		15,959	-
100778	Ren Roads Urban Roads Group Cuttriss Street Inverloch Design	Bunurong	Roads	100	Completed	2022		5,000	5,000	5,230		5,230	-
100793	Ren Roads Rural Roads Group Stewarts Rd Kongwak	Western Port	Roads	99	Underway	2022		11,599	11,599	3,235		3,235	-
100041	Ren Rural Roads Group Line Marking Renewal Program	Shire-Wide	Roads	100	Completed	2024	130,000		130,000	110,285		100,285	10,000
100865	Ext Grt Min Roads Lynnes Rd Wattlebank Threshold Treatment	Western Port	Roads	100	Completed	2024			-	253,704		238,313	15,391
100901	Emergency Road Works Landslip - 250 Kernot Krowera Rd	Western Port	Roads	100	Completed	2024			-	322,743		322,743	-
100935	Ext Grt Min Roads Cowes East - Pedestrian Access SSPIP	Island	Roads	40	Underway	2024			-	35,592	24,408	35,592	-
102007	Ren Roads Grantville Glen Alvie road Grantville pavement repair	Western Port	Roads	0	Underway	2024			-	38,000		-	38,000
Total Roads			**29**	**73**			**6,724,000**	**73,242**	**6,797,242**	**5,543,490**	**509,449**	**2,974,948**	**2,568,542**
Waste management													
100942	Inverloch Landfill Rehabilitation	Bunurong	Waste management	15	Underway	2024	100,000		100,000	45,455	54,545		45,455
100940	Min Waste Cowes Recycle Bank Crossover	Island	Waste management	50	Underway	2024	85,000		85,000	85,000		14,311	70,689
100941	Min Waste Grantville Forklift Replacement	Western Port	Waste management	100	Completed	2024	60,000		60,000	60,000		40,026	19,974
100939	Min Waste Polystyrene Foam Processor - Grantville	Western Port	Waste management	70	Underway	2024	70,000		70,000	70,000			70,000
100970	Min Waste Renewal and Replacement Program	Shire-Wide	Waste management	35	Underway	2024	400,000		400,000	120,000	280,000	28,044	91,956
100867	Min Waste Capital Advancement	Shire-Wide	Waste management	72	Underway	2024	78,000		78,000	-			-
100813	Ext Grt Waste Transfer Station Upgrade DELWP	Shire-Wide	Waste management	100	Completed	2022		90,777	90,777	20,362		20,362	-
101001	Wonthaggi Landfill Rehabilitation - Capital	Bunurong	Waste management	15	Underway	2024			-	119,698		106,976	12,722
101002	Grantville Landfill Leachate Treatment - Capital	Western Port	Waste management	100	Completed	2024			-	16,170		16,170	-
101003	Grantville Old Landfill Rehabilitation - Capital	Western Port	Waste management	100	Completed	2024	500,000		500,000	68,236		68,236	-
Total Waste management			**10**	**66**			**1,293,000**	**90,777**	**1,383,777**	**604,921**	**334,545**	**294,125**	**310,796**
TOTAL CAPITAL WORKS PROGRAM			**152**	**67**			**29,411,000**	**12,629,371**	**42,040,371**	**40,697,866**	**7,891,616**	**26,999,424**	**13,698,441**